



EVESHAM MUNICIPAL UTILITIES AUTHORITY

MONTHLY FINANCIAL UPDATE

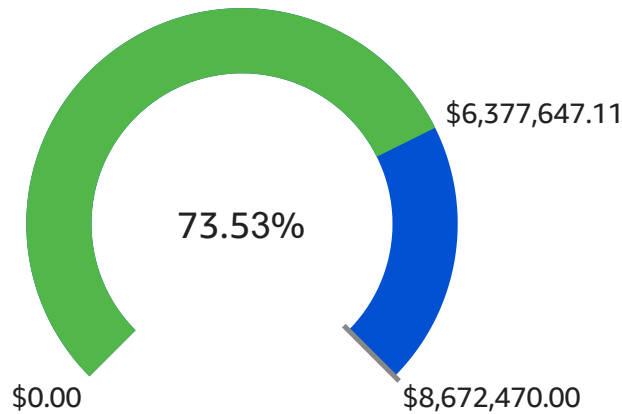
FISCAL YEAR 2026

FEBRUARY 2026

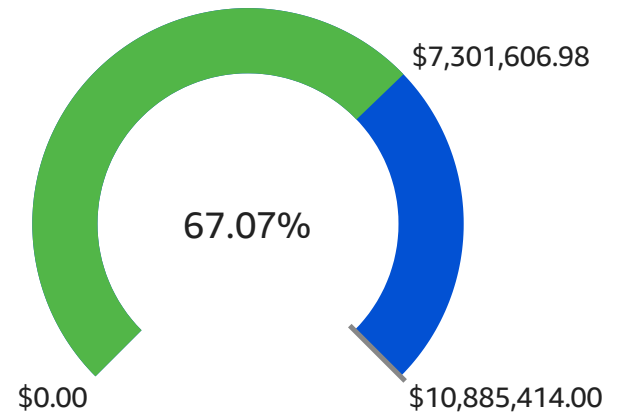


Evesham Municipal Utilities Authority Monthly Financial Summary - Revenue February 2026

2026 WATER - Anticipated (Blue) vs Revenue (Green)



2026 SEWER - Anticipated (Blue) vs Revenue (Green)



2026 OPERATING RESULTS - WATER REVENUE

Department	Budget	% Rcvd
101 - Service Fees	\$7,849,470.00	72.64%
102 - Connection Fees	\$60,000.00	79.14%
103 - Other Revenue	\$763,000.00	82.29%
Total Water Revenue	\$8,672,470.00	73.53%

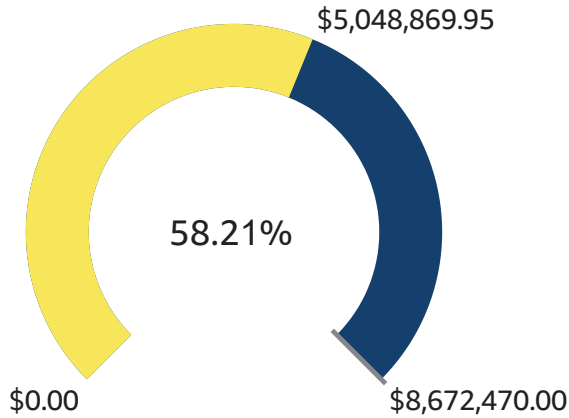
2026 OPERATING RESULTS - SEWER REVENUE

Department	Budget	% Rcvd
101 - Service Fees	\$10,635,414.00	66.36%
102 - Connection Fees	\$100,000.00	126.51%
103 - Other Revenue	\$150,000.00	77.96%
Total Sewer Revenue	\$10,885,414.00	67.07%

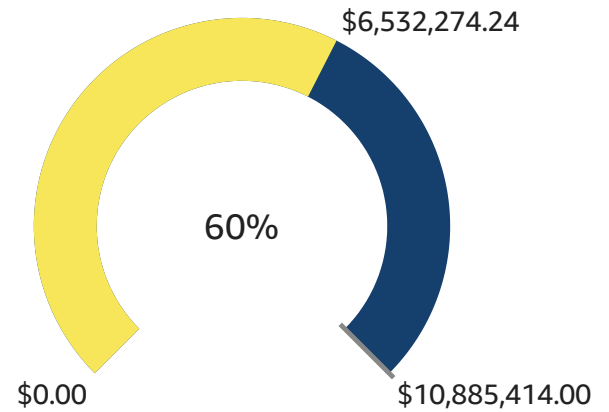


Evesham Municipal Utilities Authority Monthly Financial Summary - Expenditures February 2026

2026 WATER Budget (Navy) vs Expense (Yellow) (Encumbrance included based on above controls)



2026 SEWER Budget (Navy) vs Expense (Yellow) (Encumbrance included based on above controls)



2026 OPERATING RESULTS - WATER EXPENSE

Department	Budget	% Used
105 - Water Administration	\$1,143,550.00	51.1%
110 - Water Cost of Service	\$6,524,000.00	56.33%
115 - Water Debt Service	\$1,004,920.00	78.54%
Total	\$8,672,470.00	58.21%

2026 OPERATING RESULTS - SEWER EXPENSE

Department	Budget	% Used
205 - Sewer Administration	\$1,178,550.00	51.76%
210 - Sewer Cost of Service	\$8,365,500.00	55.42%
215 - Sewer Debt Service	\$1,341,364.00	95.81%
Total	\$10,885,414.00	60%



Evesham Municipal Utilities Authority

Monthly Financial Summary - Expenditures

February 2026

2026 OPERATING RESULTS - WATER

Expenses	Budget	% Used
105 - Water Administration	\$1,143,550.00	51.1%
5000 - Salaries	\$447,000.00	61.26%
6000 - Fringe Benefits	\$160,550.00	59.63%
6101 - Trustee Fees	\$20,000.00	6.97%
6105 - Audit Fees	\$44,000.00	76.98%
6110 - Legal Fees	\$90,000.00	18.51%
6115 - Health Insurance Broker	\$13,000.00	51.92%
6200 - Engineer Fees	\$20,000.00	37.74%
6300 - Office Expense	\$249,000.00	52.55%
6400 - Cellular Lease Consultant	\$20,000.00	7.5%
6500 - GIS Program	\$20,000.00	13.05%
6601 - Risk Management Consultant	\$17,000.00	33.75%
7700 - Dues & Meetings	\$8,000.00	56.7%
7800 - Education & Training	\$35,000.00	9.38%
110 - Water Cost of Service	\$6,524,000.00	56.33%
5000 - Salaries	\$1,728,000.00	56.7%
6000 - Fringe Benefits	\$874,500.00	66.73%
6401 - Electric	\$600,000.00	58.19%
6502 - Insurance	\$280,000.00	98.04%
6600 - Vehicle Expenses	\$59,000.00	35.17%

2026 OPERATING RESULTS - SEWER

Expenses	Budget	% Used
205 - Sewer Administration	\$1,178,550.00	51.76%
5000 - Salaries	\$447,000.00	61.37%
6000 - Fringe Benefits	\$142,550.00	61.93%
6101 - Trustee Fees	\$45,000.00	59.56%
6105 - Audit Fees	\$44,000.00	76.98%
6110 - Legal Fees	\$90,000.00	18.51%
6115 - Health Insurance Broker	\$13,000.00	51.92%
6200 - Engineer Fees	\$58,000.00	28.29%
6300 - Office Expense	\$249,000.00	52.43%
6400 - Cellular Lease Consultant	\$5,000.00	0%
6500 - GIS Program	\$20,000.00	13.05%
6601 - Risk Management Consultant	\$17,000.00	33.75%
7700 - Dues & Meetings	\$8,000.00	47.32%
7800 - Education & Training	\$40,000.00	10.7%
210 - Sewer Cost of Service	\$8,365,500.00	55.42%
5000 - Salaries	\$2,574,000.00	56.42%
6000 - Fringe Benefits	\$1,661,500.00	68.27%
6401 - Electric	\$1,000,000.00	64.35%
6502 - Insurance	\$280,000.00	98.04%
6600 - Vehicle Expenses	\$117,000.00	43.7%



Evesham Municipal Utilities Authority

Monthly Financial Summary - Expenditures

February 2026

Expenses	Budget	% Used
6700 - Vehicle Repairs	\$28,000.00	22.4%
6800 - Parts & Supplies	\$156,000.00	47.53%
6900 - Chemicals	\$198,000.00	47.84%
7000 - Repairs & Maintenance	\$111,000.00	58.79%
7100 - Telephone & Communications	\$78,000.00	49.48%
7200 - Water Testing	\$74,000.00	12.08%
7300 - Bulk Water Purchase	\$2,030,000.00	51.71%
7600 - Uniforms & Safety Equipment	\$45,000.00	29.88%
7700 - Dues & Meetings	\$6,000.00	26.19%
7800 - Education & Training	\$31,000.00	16.63%
7900 - State Fees	\$66,000.00	53.02%
8000 - Public Information	\$14,500.00	39.55%
8200 - Vehicle Lease	\$135,000.00	47.44%
8400 - One Call/Public Relations	\$10,000.00	45.13%
115 - Water Debt Service	\$1,004,920.00	78.54%
9000 - Debt Service Expenditures	\$1,004,920.00	78.54%
Total	\$8,672,470.00	58.21%

Expenses	Budget	% Used
6700 - Vehicle Repairs	\$57,000.00	47.05%
6800 - Parts & Supplies	\$212,000.00	41.59%
6900 - Chemicals	\$841,000.00	36.01%
7000 - Repairs & Maintenance	\$267,000.00	33.85%
7100 - Telephone & Communications	\$182,000.00	49.55%
7202 - Wastewater Testing	\$56,000.00	37.34%
7400 - Sludge Removal	\$677,000.00	48.97%
7600 - Uniforms & Safety Equipment	\$100,500.00	30.63%
7700 - Dues & Meetings	\$8,500.00	36.85%
7800 - Education & Training	\$39,500.00	33.47%
7900 - State Fees	\$90,000.00	1.57%
8000 - Public Information	\$21,500.00	62.91%
8200 - Vehicle Lease	\$160,000.00	36.21%
8400 - One Call/Public Relations	\$21,000.00	48.59%
215 - Sewer Debt Service	\$1,341,364.00	95.81%
9000 - Debt Service Expenditures	\$1,341,364.00	95.81%
Total	\$10,885,414.00	60%

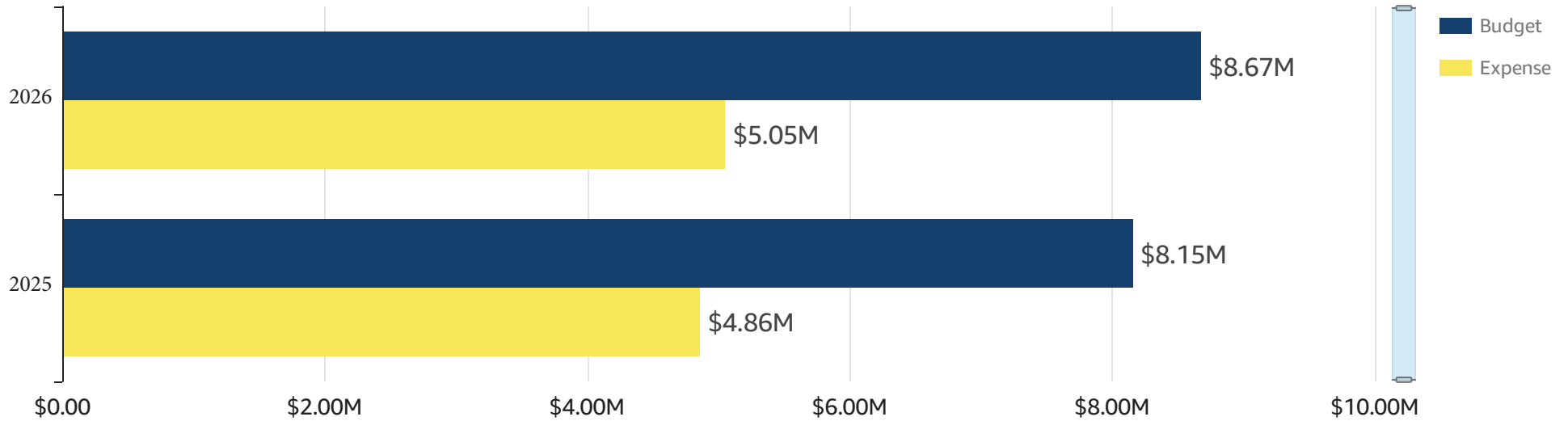


Evesham Municipal Utilities Authority

Monthly Expense Detail - WATER

February 2026

WATER Budget vs Expense by Year



2026 Summary Expenditure Report - Water

			Budget	Current Period Expense	YTD Expense	Encumbered	Balance	% Used
105 - Water Administration	5000	- Salaries	\$447,000.00	\$32,797.41	\$273,839.71	\$0.00	\$173,160.29	61.26%
	6000	- Fringe Benefits	\$160,550.00	\$11,395.65	\$95,751.13	\$0.00	\$64,798.87	59.63%
	6101	- Trustee Fees	\$20,000.00	\$0.00	\$1,395.00	\$0.00	\$18,605.00	6.97%
	6105	- Audit Fees	\$44,000.00	\$0.00	\$33,875.00	\$0.00	\$10,125.00	76.98%



Evesham Municipal Utilities Authority

Monthly Expense Detail - WATER

February 2026

		Budget	Current Period Expense	YTD Expense	Encumbered	Balance	% Used
105 - Water Administration	6110 - Legal Fees	\$90,000.00	\$3,089.50	\$16,664.13	\$0.00	\$73,335.87	18.51%
	6115 - Health Insurance Broker	\$13,000.00	\$0.00	\$6,750.00	\$0.00	\$6,250.00	51.92%
	6200 - Engineer Fees	\$20,000.00	\$2,787.98	\$5,800.78	\$1,747.35	\$12,451.87	37.74%
	6300 - Office Expense	\$249,000.00	\$8,199.50	\$128,978.84	\$1,892.63	\$118,128.53	52.55%
	6400 - Cellular Lease Consultant	\$20,000.00	\$1,500.00	\$0.00	\$1,500.00	\$18,500.00	7.50%
	6500 - GIS Program	\$20,000.00	\$2,611.50	\$0.00	\$2,611.50	\$17,388.50	13.05%
	6601 - Risk Management ...	\$17,000.00	\$0.00	\$5,737.50	\$0.00	\$11,262.50	33.75%
	7700 - Dues & Meetings	\$8,000.00	\$0.00	\$4,536.00	\$0.00	\$3,464.00	56.70%
	7800 - Education & Training	\$35,000.00	\$1,142.45	\$2,822.66	\$463.75	\$31,713.59	9.38%
	105 - Water Administration ...	\$1,143,550.00	\$63,523.99	\$576,150.75	\$8,215.23	\$559,184.02	51.10%
110 - Water Cost of Service	5000 - Salaries	\$1,728,000.00	\$120,696.35	\$979,555.08	\$300.00	\$748,144.92	56.70%
	6000 - Fringe Benefits	\$874,500.00	\$51,773.56	\$583,639.65	\$0.00	\$290,860.35	66.73%
	6401 - Electric	\$600,000.00	\$36,066.18	\$349,188.75	\$0.00	\$250,811.25	58.19%
	6502 - Insurance	\$280,000.00	\$1,023.00	\$274,530.00	\$0.00	\$5,470.00	98.04%
	6600 - Vehicle Expenses	\$59,000.00	\$1,736.10	\$17,228.69	\$3,524.22	\$38,247.09	35.17%
	6700 - Vehicle Repairs	\$28,000.00	\$2,094.28	\$5,251.60	\$1,021.52	\$21,726.88	22.40%
	6800 - Parts & Supplies	\$156,000.00	\$19,133.81	\$62,640.09	\$11,512.29	\$81,847.62	47.53%
	6900 - Chemicals	\$198,000.00	\$30,080.10	\$80,085.85	\$14,642.73	\$103,271.42	47.84%
	7000 - Repairs & Maintenance	\$111,000.00	\$14,506.49	\$56,361.82	\$8,900.74	\$45,737.44	58.79%



Evesham Municipal Utilities Authority Monthly Expense Detail - WATER February 2026

		Budget	Current Period Expense	YTD Expense	Encumbered	Balance	% Used
110 - Water Cost of Service	7100 - Telephone & ...	\$78,000.00	\$4,735.97	\$38,011.21	\$586.19	\$39,402.60	49.48%
	7200 - Water Testing	\$74,000.00	\$3,913.20	\$8,946.01	\$0.00	\$65,053.99	12.08%
	7300 - Bulk Water Purchase	\$2,030,000.00	\$120,891.26	\$928,873.12	\$120,891.26	\$980,235.62	51.71%
	7600 - Uniforms & Safety ...	\$45,000.00	\$3,005.91	\$11,624.33	\$1,825.20	\$31,550.47	29.88%
	7700 - Dues & Meetings	\$6,000.00	\$85.25	\$1,571.98	\$0.00	\$4,428.02	26.19%
	7800 - Education & Training	\$31,000.00	\$598.25	\$4,558.34	\$598.25	\$25,843.41	16.63%
	7900 - State Fees	\$66,000.00	\$0.00	\$34,996.77	\$0.00	\$31,003.23	53.02%
	8000 - Public Information	\$14,500.00	\$0.00	\$5,734.83	\$0.00	\$8,765.17	39.55%
	8200 - Vehicle Lease	\$135,000.00	\$8,345.38	\$64,044.24	\$0.00	\$70,955.76	47.44%
	8400 - One Call/Public ...	\$10,000.00	\$394.04	\$4,513.89	\$0.00	\$5,486.11	45.13%
	110 - Water Cost of Service ...	\$6,524,000.00	\$419,079.13	\$3,511,356.25	\$163,802.40	\$2,848,841.35	56.33%
115 - Water Debt Service	9000 - Debt Service ...	\$1,004,920.00	\$47,643.58	\$789,345.32	\$0.00	\$215,574.68	78.54%
	115 - Water Debt Service Subtotal	\$1,004,920.00	\$47,643.58	\$789,345.32	\$0.00	\$215,574.68	78.54%
Total		\$8,672,470.00	\$530,246.70	\$4,876,852.32	\$172,017.63	\$3,623,600.05	58.21%

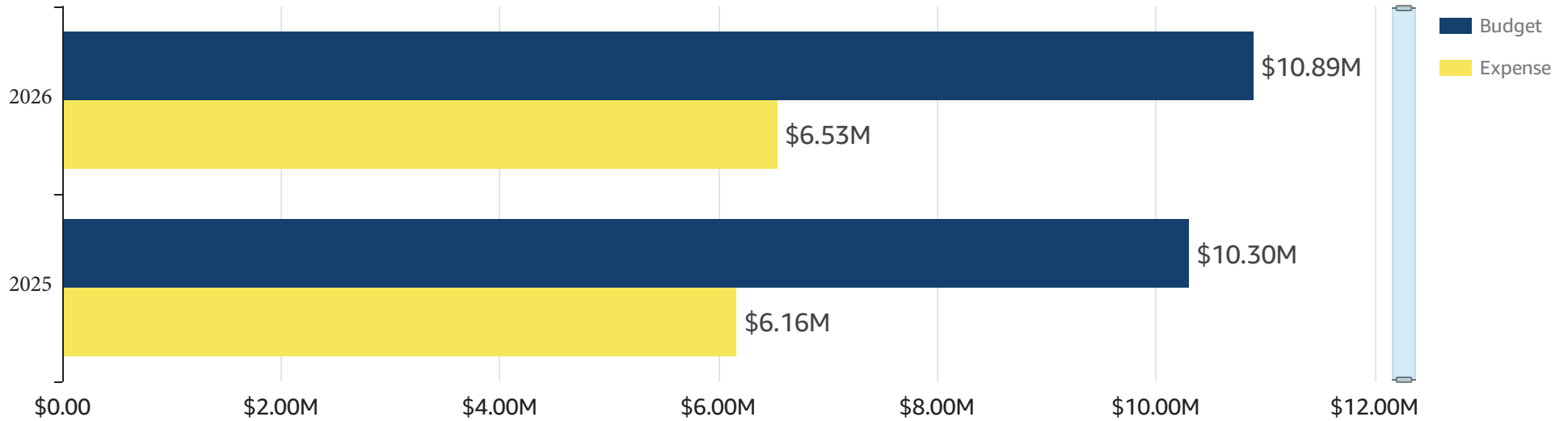


Evesham Municipal Utilities Authority

Monthly Expense Detail - SEWER

February 2026

SEWER Budget vs Expense by Year



2026 Summary Expenditure Report - Sewer

			Budget	Current Period Expense	YTD Expense	Encumbered	Balance	% Used
205 - Sewer Administration	5000	- Salaries	\$447,000.00	\$32,797.57	\$274,354.69	\$0.00	\$172,645.31	61.37%
	6000	- Fringe Benefits	\$142,550.00	\$9,213.50	\$88,287.42	\$0.00	\$54,262.58	61.93%
	6101	- Trustee Fees	\$45,000.00	\$0.00	\$26,805.00	\$0.00	\$18,195.00	59.56%
	6105	- Audit Fees	\$44,000.00	\$0.00	\$33,875.00	\$0.00	\$10,125.00	76.98%



Evesham Municipal Utilities Authority

Monthly Expense Detail - SEWER

February 2026

		Budget	Current Period Expense	YTD Expense	Encumbered	Balance	% Used
205 - Sewer Administration	6110 - Legal Fees	\$90,000.00	\$3,089.50	\$16,664.11	\$0.00	\$73,335.89	18.51%
	6115 - Health Insurance Broker	\$13,000.00	\$0.00	\$6,750.00	\$0.00	\$6,250.00	51.92%
	6200 - Engineer Fees	\$58,000.00	\$6,105.27	\$12,535.12	\$3,877.15	\$41,587.73	28.29%
	6300 - Office Expense	\$249,000.00	\$8,199.42	\$128,659.78	\$1,892.60	\$118,447.62	52.43%
	6400 - Cellular Lease Consultant	\$5,000.00	\$0.00	\$0.00	\$0.00	\$5,000.00	0.00%
	6500 - GIS Program	\$20,000.00	\$2,611.50	\$0.00	\$2,611.50	\$17,388.50	13.05%
	6601 - Risk Management ...	\$17,000.00	\$0.00	\$5,737.50	\$0.00	\$11,262.50	33.75%
	7700 - Dues & Meetings	\$8,000.00	\$121.00	\$3,665.00	\$121.00	\$4,214.00	47.32%
	7800 - Education & Training	\$40,000.00	\$38.75	\$4,242.79	\$38.75	\$35,718.46	10.70%
	205 - Sewer Administration ...	\$1,178,550.00	\$62,176.51	\$601,576.41	\$8,541.00	\$568,432.59	51.76%
210 - Sewer Cost of Service	5000 - Salaries	\$2,574,000.00	\$176,552.89	\$1,452,048.93	\$300.00	\$1,121,651.07	56.42%
	6000 - Fringe Benefits	\$1,661,500.00	\$92,103.49	\$1,134,311.80	\$0.00	\$527,188.20	68.27%
	6401 - Electric	\$1,000,000.00	\$88,001.92	\$643,545.31	\$0.00	\$356,454.69	64.35%
	6502 - Insurance	\$280,000.00	\$1,023.00	\$274,530.00	\$0.00	\$5,470.00	98.04%
	6600 - Vehicle Expenses	\$117,000.00	\$4,050.87	\$42,911.30	\$8,223.18	\$65,865.52	43.70%
	6700 - Vehicle Repairs	\$57,000.00	\$3,952.68	\$24,430.83	\$2,388.19	\$30,180.98	47.05%
	6800 - Parts & Supplies	\$212,000.00	\$23,637.11	\$69,285.08	\$18,890.05	\$123,824.87	41.59%
	6900 - Chemicals	\$841,000.00	\$67,183.18	\$270,643.00	\$32,206.88	\$538,150.12	36.01%
	7000 - Repairs & Maintenance	\$267,000.00	\$29,929.82	\$72,645.37	\$17,755.18	\$176,599.45	33.85%



Evesham Municipal Utilities Authority

Monthly Expense Detail - SEWER

February 2026

		Budget	Current Period Expense	YTD Expense	Encumbered	Balance	% Used
210 - Sewer Cost of Service	7100 - Telephone & ...	\$182,000.00	\$11,050.54	\$88,827.51	\$1,367.75	\$91,804.74	49.55%
	7202 - Wastewater Testing	\$56,000.00	\$8,218.21	\$17,719.68	\$3,191.71	\$35,088.61	37.34%
	7400 - Sludge Removal	\$677,000.00	\$65,443.35	\$331,480.01	\$60.00	\$345,459.99	48.97%
	7600 - Uniforms & Safety ...	\$100,500.00	\$6,625.59	\$26,531.96	\$4,258.78	\$69,709.26	30.63%
	7700 - Dues & Meetings	\$8,500.00	\$141.75	\$3,011.45	\$121.00	\$5,367.55	36.85%
	7800 - Education & Training	\$39,500.00	\$2,597.27	\$12,029.71	\$1,194.25	\$26,276.04	33.47%
	7900 - State Fees	\$90,000.00	\$205.10	\$1,413.95	\$0.00	\$88,586.05	1.57%
	8000 - Public Information	\$21,500.00	\$0.00	\$13,525.92	\$0.00	\$7,974.08	62.91%
	8200 - Vehicle Lease	\$160,000.00	\$7,387.87	\$57,940.42	\$0.00	\$102,059.58	36.21%
	8400 - One Call/Public ...	\$21,000.00	\$886.17	\$10,203.98	\$0.00	\$10,796.02	48.59%
	210 - Sewer Cost of Service ...	\$8,365,500.00	\$588,990.81	\$4,547,036.21	\$89,956.97	\$3,728,506.82	55.42%
215 - Sewer Debt Service	9000 - Debt Service ...	\$1,341,364.00	\$6,051.08	\$1,285,163.65	\$0.00	\$56,200.35	95.81%
	215 - Sewer Debt Service Subtotal	\$1,341,364.00	\$6,051.08	\$1,285,163.65	\$0.00	\$56,200.35	95.81%
Total		\$10,885,414.00	\$657,218.40	\$6,433,776.27	\$98,497.97	\$4,353,139.76	60.00%

Cash Receipts Analysis

February 2026	(A) Revenue Per Budget	(B) Average Monthly Revenue	(C) Actual Revenue (cash) February 2026	(D) 8 Months' Budget	(E) Actual Revenue (cash) YTD	(F) Unrealized Balance To Budget
Service Charges	18,664,884.00	1,555,407.00	696,440.93	12,443,256.00	11,987,292.61	6,677,591.39
Realized Connection Fees	160,000.00	13,333.33	10,591.00	106,666.67	174,005.64	(14,005.64)
Miscellaneous Revenues	733,000.00	61,083.33	61,035.26	488,666.67	567,693.94	165,306.06
TOTAL REVENUES	19,557,884.00	1,629,823.67	768,067.19	13,038,589.33	12,728,992.19	6,828,891.81

	Current Month Compared To Average Month (C - B)	(B)	Year-To-Date Compared To Budget (E - D)	(D)
Service Charges	(858,966.07)	44.78%	(455,963.39)	96.34%
Realized Connection Fees	(2,742.33)	79.43%	67,338.97	163.13%
Miscellaneous Revenues	(48.07)	99.92%	79,027.27	116.17%
TOTALS	(861,756.48)	47.13%	(309,597.14)	97.63%

Service Charges Breakdown	Current Month	Year-to Date
Water	297,913.86	5,513,706.27
Sewer	398,527.07	6,473,586.34
Total	696,440.93	11,987,292.61

Cash Receipts Analysis - Water

February 2026	(A) Revenue Per Budget	(B) Average Monthly Revenue	(C) Actual Revenue (cash) February 2026	(D) 8 Months' Budget	(E) Actual Revenue (cash) YTD	(F) Unrealized Balance To Budget
Service Charges	7,929,470.00	660,789.17	297,913.86	5,286,313.33	5,513,706.27	2,415,763.73
Realized Connection Fees	60,000.00	5,000.00	2,898.00	40,000.00	47,489.57	12,510.43
Miscellaneous Revenues	683,000.00	56,916.67	55,964.34	455,333.33	528,070.02	154,929.98
TOTAL REVENUES	8,672,470.00	722,705.83	356,776.20	5,781,646.67	6,089,265.86	2,583,204.14

	Current Month Compared To Average Month (C - B)	(C - B)	Year-To-Date Compared To Budget (E - D)	(E - D)
Service Charges	(362,875.31)	45.08%	227,392.94	104.30%
Realized Connection Fees	(2,102.00)	57.96%	7,489.57	118.72%
Miscellaneous Revenues	(952.33)	98.33%	72,736.69	115.97%
TOTALS	(365,929.63)	49.37%	307,619.19	105.32%

Service Charges Breakdown	Current Month	Year-to Date
Water	297,913.86	5,513,706.27
Total	297,913.86	5,513,706.27

Cash Receipts Analysis - Sewer

February 2026

	(A) Revenue Per Budget	(B) Average Monthly Revenue	(C) Actual Revenue (cash) February 2026	(D) 8 Months' Budget	(E) Actual Revenue (cash) YTD	(F) Unrealized Balance To Budget
Service Charge	10,735,414.00	894,617.83	398,527.07	7,156,942.67	6,473,586.34	4,261,827.66
Realized Connection Fees	100,000.00	8,333.33	7,693.00	66,666.67	126,516.07	(26,516.07)
Miscellaneous Revenues	50,000.00	4,166.67	5,070.92	33,333.33	39,623.92	10,376.08
TOTAL REVENUES	10,885,414.00	907,117.83	411,290.99	7,256,942.67	6,639,726.33	4,245,687.67

	Current Month Compared To Average Month (C - B)	(C - B)	Year-To-Date Compared To Budget (E - D)	(E - D)
Service Charge & Fire Service	(496,090.76)	44.55%	(683,356.33)	90.45%
Realized Connection Fees	(640.33)	92.32%	59,849.40	189.77%
Miscellaneous Revenues	904.25	121.70%	6,290.59	118.87%
TOTALS	(495,826.84)	45.34%	(617,216.34)	91.49%

Service Charges Breakdown	Current Month	Year-to Date
Sewer	398,527.07	6,473,586.34
Total	398,527.07	6,473,586.34

Evesham Municipal Utilities Authority
Income Estimate and Coverage Test for the Month of
FEBRUARY

	<u>Current</u> <u>Month</u>	<u>Year to</u> <u>Date</u>
Sewer Billings	842,323	7,058,143
Water Billings	471,316	5,702,236
Connection Fees	10,591	174,006
Miscellaneous Revenue	83,989	709,842
Interest on Investments	3,882	31,056
	<hr/>	<hr/>
Subtotal Revenue	1,412,101	13,675,282
	<hr/>	<hr/>
Sewer Operating Expenses	552,669	5,148,613
Water Operating Expenses	310,585	4,087,507
	<hr/>	<hr/>
Subtotal Operating Expenses	863,255	9,236,120
	<hr/>	<hr/>
Operating Income	548,846	4,439,163
	<hr/>	<hr/>
Debt Service	195,524	1,564,192
Coverage (5% of Debt Service)	9,776	78,210
	<hr/>	<hr/>
Excess or (Deficit)	<u>343,546</u>	<u>2,796,761</u>

Engineering Projects

Billing Period Ending 1/31/2026

Name of Project	Engineering Firm	Project #	Budget Line	Project Budget	Amount Spent Month to Date	Amount Spent Fiscal Year	Total Spent on Project to Date	Remaining Balance on Project
Southside Elevated Tank Design	Richard A. Alaimo Associates	M0140-0326-001	16-516-6732	\$ 129,200.00		\$ 235.00	\$ 79,211.65	\$ 49,988.35
Heritage Village Water Main Rpl. - Phase 2	Richard A. Alaimo Associates	M0140-0382-000	17-517-6505	\$ 638,000.00			\$ 469,251.69	\$ 168,748.31
Heritage Village Water Main Rpl. - Phase 3	Richard A. Alaimo Associates	M0140-0387-000	17-517-6506	\$ 550,000.00			\$ 550,000.00	\$ -
Heritage Village Sewer Main Rehab. - Phase 2	Richard A. Alaimo Associates	M0140-0390-000	16-516-6689	\$ 170,000.00			\$ 63,242.61	\$ 106,757.39
Elmwood WWTP Storage Building Construction	Richard A. Alaimo Associates	M0140-0370-001	16-516-6650	\$ 158,000.00			\$ 158,000.00	\$ -
Well #6 Redrill & Building	Richard A. Alaimo Associates	M0140-0386-000	15-515-6552	\$ 130,000.00			\$ 130,000.00	\$ -
Elmwood UV Disinfection	Richard A. Alaimo Associates	M0140-0388-000	16-516-6731	\$ 140,000.00			\$ 140,000.00	\$ -
Country Farms Development Water Main Replacement	Richard A. Alaimo Associates	M0140-0391-000	16-516-6305	\$ 208,000.00			\$ 208,000.00	\$ -
Cinelli Farms Pump Station Upgrade	Richard A. Alaimo Associates	M0140-0392-000	16-516-6685	\$ 163,000.00			\$ 133,000.00	\$ 30,000.00
Cinelli Farms Pump Station Construction Services	Richard A. Alaimo Associates	MH-25-137	16-516-6685	\$ 107,330.00	\$ 9,016.25	\$ 18,201.85	\$ 18,201.85	\$ 89,128.15
Generator Replacement, Elmwood WWTP	Richard A. Alaimo Associates	M0140-0393-000	16-516-6730	\$ 227,680.00	\$ 2,505.00	\$ 16,985.00	\$ 94,439.00	\$ 133,241.00
Lincoln Dr. Water Tower Rehabilitation Design	T&M Associates	EMUA-00045	16-516-6607	\$ 83,225.00		\$ 9,549.69	\$ 83,224.76	\$ 0.24
Lincoln Dr. Water Tower Construction Admin/Oversight	T&M Associates	EMJAOH-16002	16-516-6607	\$ 144,500.00	\$ 2,415.62	\$ 19,766.62	\$ 19,766.62	\$ 124,733.38
Headworks Replacement at Woodstream WWTP	T&M Associates	EMUA-00047	16-516-6649	\$ 410,725.00		\$ 37,177.54	\$ 405,650.65	\$ 5,074.35
Headworks Replacement at WS WWTP - NJIB/Efficiency Analysis	T&M Associates	EMUA-00047	16-516-6649	\$ 45,000.00				\$ 45,000.00
Nitrate Concentration in Effluent-Phase 2 - Woodstream WWTP	Environmental Resolutions, Inc.	2290302	16-516-6709	\$ 670,000.00	\$ 8,447.50	\$ 32,008.75	\$ 361,009.25	\$ 308,990.75
Kings Grant Drive Water Main Rpl	Richard A. Alaimo Associates	M0140-0394-000	17-517-6509	\$ 261,085.00	\$ 20,398.75	\$ 57,161.25	\$ 104,446.25	\$ 156,638.75
Well 5 Redevelopment & Pump Repairs	Richard A. Alaimo Associates	M-0140-0395-000	15-515-6553	\$ 35,390.00		\$ 21,980.80	\$ 33,910.80	\$ 1,479.20
Well 8 Replacement	Richard A. Alaimo Associates	M-0140-0397-000	16-516-6635	\$ 280,000.00	\$ 1,880.00	\$ 57,865.75	\$ 61,955.75	\$ 218,044.25
Pine Grove Pump Station	Richard A. Alaimo Associates	M-0140-0396-000	16-516-6690	\$ 250,540.00	\$ 2,417.50	\$ 69,450.30	\$ 97,859.80	\$ 152,680.20
Total:				\$ 4,801,675.00	\$ 47,080.62	\$ 340,382.55	\$ 3,211,170.68	\$ 1,590,504.32

Evesham MUA--Investment Report
February 28, 2026

		Investment Details							Balance	
		<u>Purchased</u>	<u>Rate</u>	<u>Original Purchase</u>	<u>Par Value</u>	<u>Maturity</u>	<u>Bank</u>	<u>Type</u>	<u>Cost</u>	<u>Yield</u>
<u>Revenue Account:</u>										
	Local Checking Acct		N/A				WSFS	Cash	719,122	1.75%
	Trustee		N/A				TD Bank	Goldman Sachs	<u>1,654</u>	3.43%
										720,776
<u>Operating Account:</u>										
	Checking Acct		N/A				WSFS	Cash	916,964	1.75%
	Payroll Acct		N/A				WSFS	Cash	31,351	1.75%
	Trustee		N/A				TD Bank	Goldman Sachs	<u>3,865,470</u>	3.43%
										4,813,785
<u>Connection Fee Account:</u>										
	Checking Acct		N/A				WSFS	Cash	659,918	1.75%
										659,918
<u>Planning Escrow Account:</u>										
	Checking Acct		N/A				WSFS	Cash	36,751	1.75%
										36,751
<u>Renewal & Replacement Account:</u>										
	Trustee	06/30/09	5.00%	513,125	389,294	2/20/2039	TD Bank	Goldman Sachs	748,656	3.43%
							US Gov't	GNMA SER 2009-46 Nb	<u>399,513</u>	4.83%
										1,148,169
<u>Bond Service Account:</u>										
	Trustee		N/A				TD Bank	Goldman Sachs	2,007,065	3.43%
<u>Bond Reserve Account:</u>										
	Trustee		N/A				TD Bank	Goldman Sachs	1,610,376	3.43%
	Trustee	12/09/16	3.00%	404,336	1,254	3/15/2043	US Gov't	FHLMC Pool 4185 PJ	<u>1,273</u>	2.92%
										1,611,649
<u>General Account:</u>										
	Trustee		N/A				TD Bank	Goldman Sachs	<u>24,609,150</u>	3.43%
Total Cash and Investments										\$ 35,607,263
<u>Investment Purchases and Sale</u>		None								
<u>Investments Matured</u>		None								