



EVESHAM MUNICIPAL UTILITIES AUTHORITY

MONTHLY FINANCIAL UPDATE

FISCAL YEAR 2026

AUGUST 2025

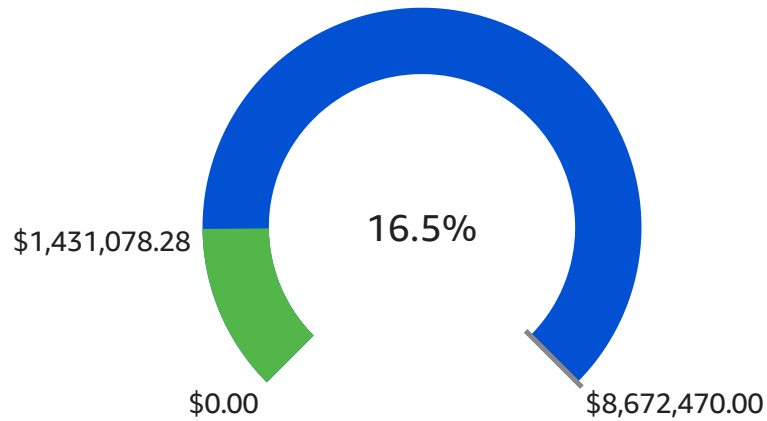


Evesham Municipal Utilities Authority

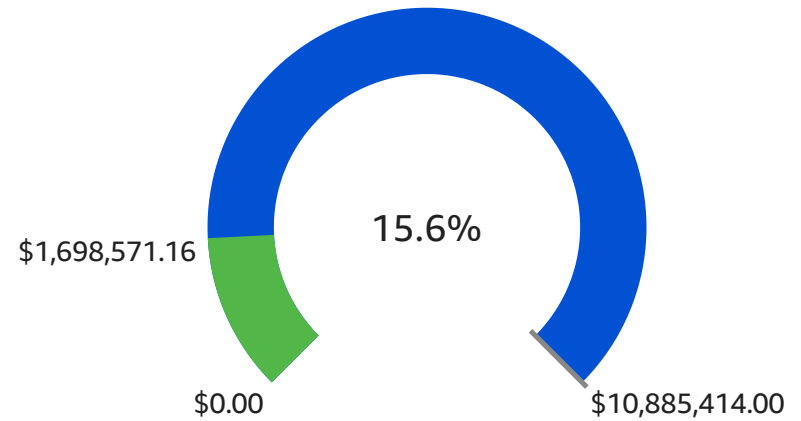
Monthly Financial Summary - Revenue

August 2025

2026 WATER - Anticipated (Blue) vs Revenue (Green)



2026 SEWER - Anticipated (Blue) vs Revenue (Green)



2026 OPERATING RESULTS - WATER REVENUE

Department	Budget	% Rcvd
101 - Service Fees	\$7,849,470.00	15.84%
102 - Connection Fees	\$60,000.00	14.40%
103 - Other Revenue	\$763,000.00	23.45%
Total Water Revenue	\$8,672,470.00	16.50%

2026 OPERATING RESULTS - SEWER REVENUE

Department	Budget	% Rcvd
101 - Service Fees	\$10,635,414.00	15.48%
102 - Connection Fees	\$100,000.00	22.89%
103 - Other Revenue	\$150,000.00	18.91%
Total Sewer Revenue	\$10,885,414.00	15.60%

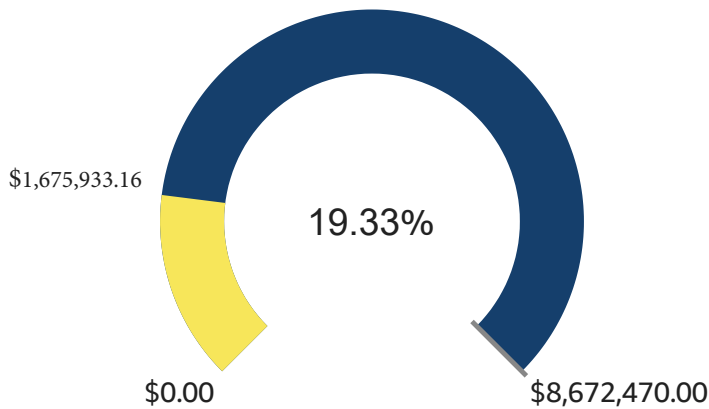


Evesham Municipal Utilities Authority

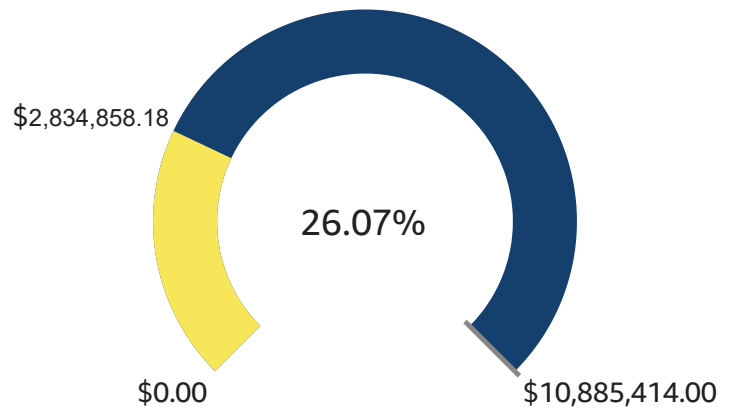
Monthly Financial Summary - Expenditures

August 2025

2026 WATER Budget (Navy) vs Expense (Yellow)
(Encumbrance included based on above controls)



2026 SEWER Budget (Navy) vs Expense (Yellow)
(Encumbrance included based on above controls)



2026 OPERATING RESULTS - WATER EXPENSE

Department	Budget	% Used
105 - Water Administration	\$1,143,550.00	14.51%
110 - Water Cost of Service	\$6,524,000.00	15.43%
115 - Water Debt Service	\$1,004,920.00	50.1%
Total	\$8,672,470.00	19.33%

2026 OPERATING RESULTS - SEWER EXPENSE

Department	Budget	% Used
205 - Sewer Administration	\$1,178,550.00	15.05%
210 - Sewer Cost of Service	\$8,365,500.00	16.88%
215 - Sewer Debt Service	\$1,341,364.00	93.1%
Total	\$10,885,414.00	26.07%

2026 OPERATING RESULTS - WATER

Expenses	Budget	% Used
105 - Water Administration	\$1,143,550.00	14.51%
5000 - Salaries	\$447,000.00	14.92%
6000 - Fringe Benefits	\$160,550.00	17.95%
6101 - Trustee Fees	\$20,000.00	3.48%
6105 - Audit Fees	\$44,000.00	28.4%
6110 - Legal Fees	\$90,000.00	1.59%
6115 - Health Insurance Broker	\$13,000.00	0%
6200 - Engineer Fees	\$20,000.00	2.95%

2026 OPERATING RESULTS - SEWER

Expenses	Budget	% Used
205 - Sewer Administration	\$1,178,550.00	15.05%
5000 - Salaries	\$447,000.00	15.04%
6000 - Fringe Benefits	\$142,550.00	19.02%
6101 - Trustee Fees	\$45,000.00	29.78%
6105 - Audit Fees	\$44,000.00	28.4%
6110 - Legal Fees	\$90,000.00	1.59%
6115 - Health Insurance Broker	\$13,000.00	0%
6200 - Engineer Fees	\$58,000.00	2.03%



Evesham Municipal Utilities Authority

Monthly Financial Summary - Expenditures

August 2025

Expenses	Budget	% Used
6300 - Office Expense	\$249,000.00	19.69%
6400 - Cellular Lease Consultant	\$20,000.00	0%
6500 - GIS Program	\$20,000.00	0%
6601 - Risk Management Consultant	\$17,000.00	33.45%
7700 - Dues & Meetings	\$8,000.00	6.1%
7800 - Education & Training	\$35,000.00	0%
110 - Water Cost of Service	\$6,524,000.00	15.43%
5000 - Salaries	\$1,728,000.00	12.74%
6000 - Fringe Benefits	\$874,500.00	28.96%
6401 - Electric	\$600,000.00	16.65%
6502 - Insurance	\$280,000.00	48.84%
6600 - Vehicle Expenses	\$59,000.00	23.26%
6700 - Vehicle Repairs	\$28,000.00	3.11%
6800 - Parts & Supplies	\$156,000.00	15.27%
6900 - Chemicals	\$198,000.00	21.62%
7000 - Repairs & Maintenance	\$111,000.00	10.2%
7100 - Telephone & ...	\$78,000.00	11.93%
7200 - Water Testing	\$74,000.00	3.59%
7300 - Bulk Water Purchase	\$2,030,000.00	7.65%
7600 - Uniforms & Safety ...	\$45,000.00	4.83%
7700 - Dues & Meetings	\$6,000.00	10.41%
7800 - Education & Training	\$31,000.00	1.94%
7900 - State Fees	\$66,000.00	27.71%
8000 - Public Information	\$14,500.00	3%
8200 - Vehicle Lease	\$135,000.00	10.44%
8400 - One Call/Public Relations	\$10,000.00	7.17%
115 - Water Debt Service	\$1,004,920.00	50.1%
9000 - Debt Service Expenditures	\$1,004,920.00	50.1%
Total	\$8,672,470.00	19.33%

Expenses	Budget	% Used
6300 - Office Expense	\$249,000.00	19.45%
6400 - Cellular Lease ...	\$5,000.00	0%
6500 - GIS Program	\$20,000.00	0%
6601 - Risk Management ...	\$17,000.00	33.45%
7700 - Dues & Meetings	\$8,000.00	3.12%
7800 - Education & Training	\$40,000.00	0.35%
210 - Sewer Cost of Service	\$8,365,500.00	16.88%
5000 - Salaries	\$2,574,000.00	12.15%
6000 - Fringe Benefits	\$1,661,500.00	31.95%
6401 - Electric	\$1,000,000.00	16.64%
6502 - Insurance	\$280,000.00	48.84%
6600 - Vehicle Expenses	\$117,000.00	28.14%
6700 - Vehicle Repairs	\$57,000.00	12.95%
6800 - Parts & Supplies	\$212,000.00	13.76%
6900 - Chemicals	\$841,000.00	8.72%
7000 - Repairs & Maintenance	\$267,000.00	8.95%
7100 - Telephone & ...	\$182,000.00	11.93%
7202 - Wastewater Testing	\$56,000.00	1.63%
7400 - Sludge Removal	\$677,000.00	7.29%
7600 - Uniforms & Safety ...	\$100,500.00	6.02%
7700 - Dues & Meetings	\$8,500.00	19.72%
7800 - Education & Training	\$39,500.00	4.82%
7900 - State Fees	\$90,000.00	0.07%
8000 - Public Information	\$21,500.00	4.72%
8200 - Vehicle Lease	\$160,000.00	8.76%
8400 - One Call/Public ...	\$21,000.00	7.97%
215 - Sewer Debt Service	\$1,341,364.00	93.1%
9000 - Debt Service ...	\$1,341,364.00	93.1%
Total	\$10,885,414.00	26.07%

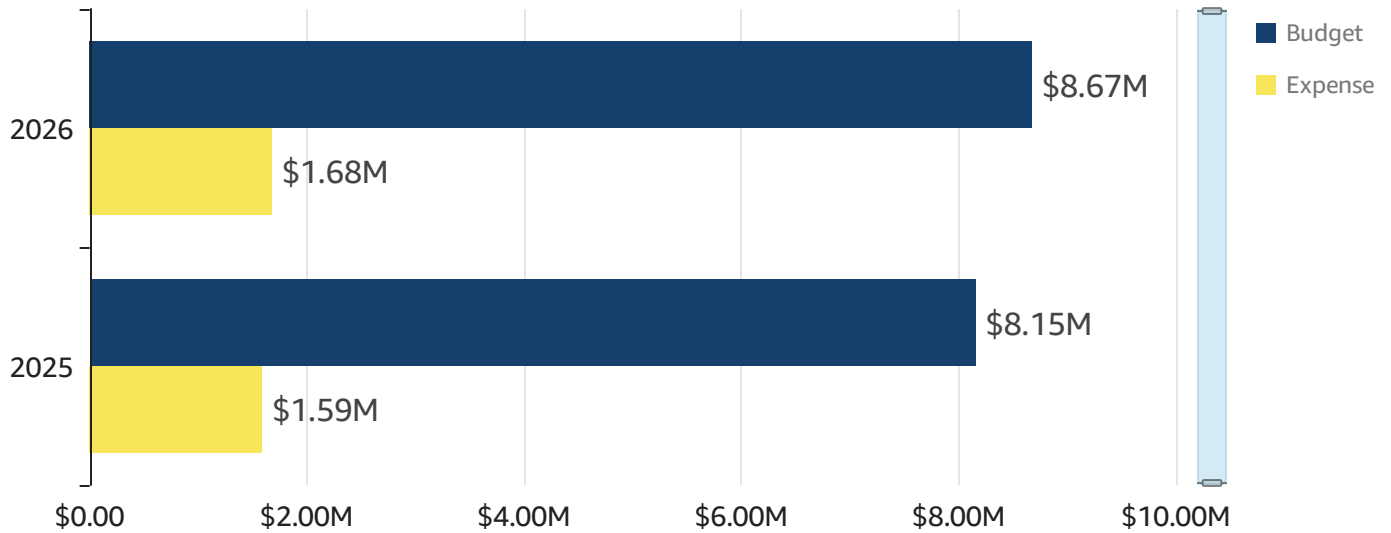


Evesham Municipal Utilities Authority

Monthly Expense Detail - WATER

August 2025

WATER Budget vs Expense by Year



2026 Summary Expenditure Report - Water

	Budget	Current Mth Expense	YTD Expense	Encumbered	Balance	% Used
105 - Water Administration	\$1,143,550.00	\$71,187.43	\$164,653.75	\$1,339.24	\$977,557.01	14.51%
5000 - Salaries	\$447,000.00	\$33,990.88	\$66,727.84	\$0.00	\$380,272.16	14.92%
6000 - Fringe Benefits	\$160,550.00	\$10,168.50	\$28,828.07	\$0.00	\$131,721.93	17.95%
6101 - Trustee Fees	\$20,000.00	\$0.00	\$697.50	\$0.00	\$19,302.50	3.48%
6105 - Audit Fees	\$44,000.00	\$12,500.00	\$12,500.00	\$0.00	\$31,500.00	28.40%
6110 - Legal Fees	\$90,000.00	\$1,439.55	\$1,439.55	\$0.00	\$88,560.45	1.59%
6115 - Health Insurance Broker	\$13,000.00	\$0.00	\$0.00	\$0.00	\$13,000.00	0.00%
6200 - Engineer Fees	\$20,000.00	\$591.75	\$0.00	\$591.75	\$19,408.25	2.95%
6300 - Office Expense	\$249,000.00	\$7,133.75	\$48,285.29	\$747.49	\$199,967.22	19.69%
6400 - Cellular Lease Consultant	\$20,000.00	\$0.00	\$0.00	\$0.00	\$20,000.00	0.00%
6500 - GIS Program	\$20,000.00	\$0.00	\$0.00	\$0.00	\$20,000.00	0.00%
6601 - Risk Management Consultant	\$17,000.00	\$4,875.00	\$5,687.50	\$0.00	\$11,312.50	33.45%
7700 - Dues & Meetings	\$8,000.00	\$488.00	\$488.00	\$0.00	\$7,512.00	6.10%
7800 - Education & Training	\$35,000.00	\$0.00	\$0.00	\$0.00	\$35,000.00	0.00%



Evesham Municipal Utilities Authority

Monthly Expense Detail - WATER

August 2025

	Budget	Current Mth Expense	YTD Expense	Encumbered	Balance	% Used
110 - Water Cost of Service	\$6,524,000.00	\$459,547.34	\$992,970.03	\$13,486.30	\$5,517,543.67	15.42%
5000 - Salaries	\$1,728,000.00	\$107,934.29	\$220,299.31	\$0.00	\$1,507,700.69	12.74%
6000 - Fringe Benefits	\$874,500.00	\$39,919.82	\$253,267.43	\$0.00	\$621,232.57	28.96%
6401 - Electric	\$600,000.00	\$52,622.07	\$99,920.24	\$0.00	\$500,079.76	16.65%
6502 - Insurance	\$280,000.00	\$0.00	\$136,757.00	\$0.00	\$143,243.00	48.84%
6600 - Vehicle Expenses	\$59,000.00	\$10,536.95	\$13,727.10	\$0.00	\$45,272.90	23.26%
6700 - Vehicle Repairs	\$28,000.00	\$872.32	\$524.78	\$347.54	\$27,127.68	3.11%
6800 - Parts & Supplies	\$156,000.00	\$13,274.80	\$21,199.50	\$2,631.59	\$132,168.91	15.27%
6900 - Chemicals	\$198,000.00	\$41,436.24	\$36,600.08	\$6,210.00	\$155,189.92	21.62%
7000 - Repairs & Maintenance	\$111,000.00	\$8,471.62	\$7,172.55	\$3,402.09	\$100,425.36	9.52%
7100 - Telephone & Communications	\$78,000.00	\$5,575.81	\$9,312.63	\$0.00	\$68,687.37	11.93%
7200 - Water Testing	\$74,000.00	\$2,662.80	\$2,662.80	\$0.00	\$71,337.20	3.59%
7300 - Bulk Water Purchase	\$2,030,000.00	\$155,478.19	\$155,478.19	\$0.00	\$1,874,521.81	7.65%
7600 - Uniforms & Safety Equipment	\$45,000.00	\$1,702.47	\$1,573.22	\$600.86	\$42,825.92	4.83%
7700 - Dues & Meetings	\$6,000.00	\$600.00	\$624.63	\$0.00	\$5,375.37	10.41%
7800 - Education & Training	\$31,000.00	\$54.60	\$601.60	\$0.00	\$30,398.40	1.94%
7900 - State Fees	\$66,000.00	\$10,508.80	\$18,288.80	\$0.00	\$47,711.20	27.71%
8000 - Public Information	\$14,500.00	\$375.22	\$140.85	\$294.22	\$14,064.93	3.00%
8200 - Vehicle Lease	\$135,000.00	\$7,050.86	\$14,101.72	\$0.00	\$120,898.28	10.44%
8400 - One Call/Public Relations	\$10,000.00	\$470.48	\$717.60	\$0.00	\$9,282.40	7.17%
115 - Water Debt Service	\$1,004,920.00	\$47,643.58	\$503,483.84	\$0.00	\$501,436.16	50.10%
9000 - Debt Service Expenditures	\$1,004,920.00	\$47,643.58	\$503,483.84	\$0.00	\$501,436.16	50.10%
Total	\$8,672,470.00	\$578,378.35	\$1,661,107.62	\$14,825.54	\$6,996,536.84	19.33%

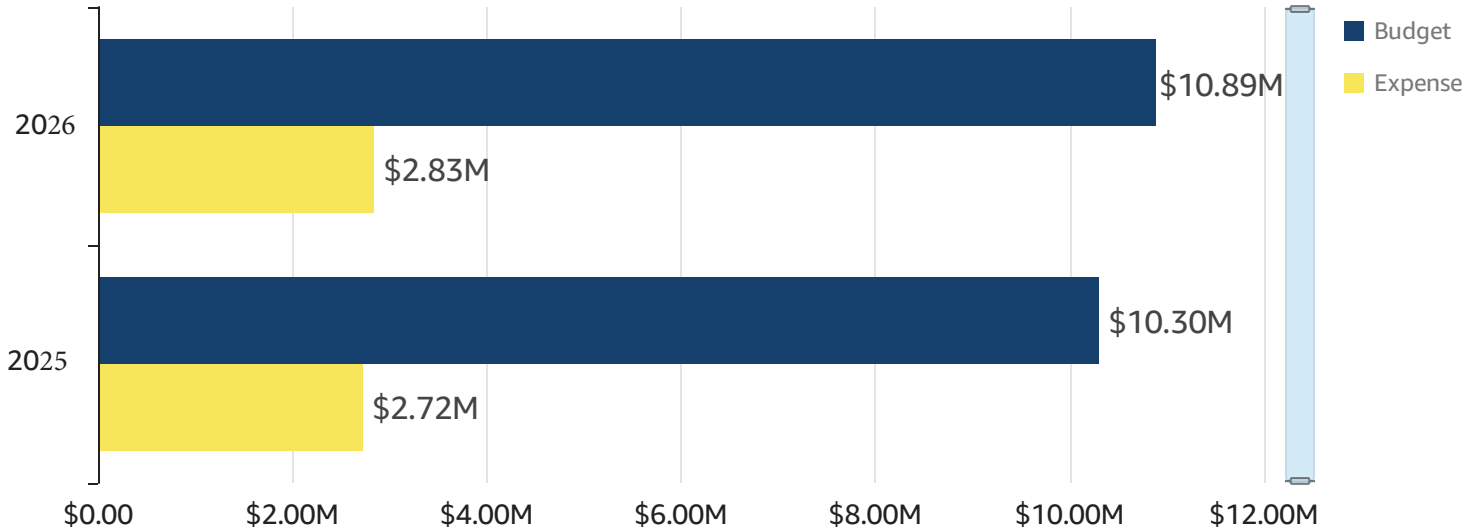


Evesham Municipal Utilities Authority

Monthly Expense Detail - SEWER

August 2025

SEWER Budget vs Expense by Year



2026 Summary Expenditure Report - Sewer

	Budget	Current Mth Expense	YTD Expense	Encumbered	Balance	% Used
205 - Sewer Administration	\$1,178,550.00	\$70,436.68	\$176,068.23	\$1,337.60	\$1,001,144.17	15.05%
5000 - Salaries	\$447,000.00	\$33,991.00	\$67,241.90	\$0.00	\$379,758.10	15.04%
6000 - Fringe Benefits	\$142,550.00	\$9,517.33	\$27,121.60	\$0.00	\$115,428.40	19.02%
6101 - Trustee Fees	\$45,000.00	\$0.00	\$13,402.50	\$0.00	\$31,597.50	29.78%
6105 - Audit Fees	\$44,000.00	\$12,500.00	\$12,500.00	\$0.00	\$31,500.00	28.40%
6110 - Legal Fees	\$90,000.00	\$1,439.54	\$1,439.54	\$0.00	\$88,560.46	1.59%
6115 - Health Insurance Broker	\$13,000.00	\$0.00	\$0.00	\$0.00	\$13,000.00	0.00%
6200 - Engineer Fees	\$58,000.00	\$1,180.75	\$0.00	\$1,180.75	\$56,819.25	2.03%
6300 - Office Expense	\$249,000.00	\$6,543.06	\$48,285.19	\$156.85	\$200,557.96	19.45%
6400 - Cellular Lease Consultant	\$5,000.00	\$0.00	\$0.00	\$0.00	\$5,000.00	0.00%
6500 - GIS Program	\$20,000.00	\$0.00	\$0.00	\$0.00	\$20,000.00	0.00%
6601 - Risk Management Consultant	\$17,000.00	\$4,875.00	\$5,687.50	\$0.00	\$11,312.50	33.45%
7700 - Dues & Meetings	\$8,000.00	\$250.00	\$250.00	\$0.00	\$7,750.00	3.12%
7800 - Education & Training	\$40,000.00	\$140.00	\$140.00	\$0.00	\$39,860.00	0.35%



Evesham Municipal Utilities Authority

Monthly Expense Detail - SEWER

August 2025

	Budget	Current Mth Expense	YTD Expense	Encumbered	Balance	% Used
210 - Sewer Cost of Service	\$8,365,500.00	\$519,176.97	\$1,363,983.02	\$44,612.16	\$6,956,904.82	16.83%
5000 - Salaries	\$2,574,000.00	\$157,035.54	\$312,829.42	\$0.00	\$2,261,170.58	12.15%
6000 - Fringe Benefits	\$1,661,500.00	\$72,109.61	\$530,881.20	\$0.00	\$1,130,618.80	31.95%
6401 - Electric	\$1,000,000.00	\$89,063.55	\$166,420.94	\$0.00	\$833,579.06	16.64%
6502 - Insurance	\$280,000.00	\$0.00	\$136,757.00	\$0.00	\$143,243.00	48.84%
6600 - Vehicle Expenses	\$117,000.00	\$25,488.66	\$32,932.34	\$0.00	\$84,067.66	28.14%
6700 - Vehicle Repairs	\$57,000.00	\$7,363.56	\$5,182.06	\$2,200.00	\$49,617.94	12.95%
6800 - Parts & Supplies	\$212,000.00	\$23,690.73	\$19,534.21	\$9,652.13	\$182,813.66	13.76%
6900 - Chemicals	\$841,000.00	\$54,296.55	\$49,884.97	\$23,524.23	\$767,590.80	8.72%
7000 - Repairs & Maintenance	\$267,000.00	\$16,237.55	\$13,202.75	\$7,147.31	\$246,649.94	7.62%
7100 - Telephone & Communications	\$182,000.00	\$13,010.18	\$21,729.40	\$0.00	\$160,270.60	11.93%
7202 - Wastewater Testing	\$56,000.00	\$916.98	\$916.98	\$0.00	\$55,083.02	1.63%
7400 - Sludge Removal	\$677,000.00	\$44,005.19	\$49,385.19	\$0.00	\$627,614.81	7.29%
7600 - Uniforms & Safety Equipment	\$100,500.00	\$4,210.90	\$4,654.81	\$1,401.99	\$94,443.20	6.02%
7700 - Dues & Meetings	\$8,500.00	\$1,353.30	\$1,676.55	\$0.00	\$6,823.45	19.72%
7800 - Education & Training	\$39,500.00	\$1,344.66	\$1,905.91	\$0.00	\$37,594.09	4.82%
7900 - State Fees	\$90,000.00	\$67.20	\$67.20	\$0.00	\$89,932.80	0.07%
8000 - Public Information	\$21,500.00	\$875.50	\$328.65	\$686.50	\$20,484.85	4.72%
8200 - Vehicle Lease	\$160,000.00	\$7,009.51	\$14,019.02	\$0.00	\$145,980.98	8.76%
8400 - One Call/Public Relations	\$21,000.00	\$1,097.80	\$1,674.42	\$0.00	\$19,325.58	7.97%
215 - Sewer Debt Service	\$1,341,364.00	\$6,051.08	\$1,248,857.17	\$0.00	\$92,506.83	93.10%
9000 - Debt Service Expenditures	\$1,341,364.00	\$6,051.08	\$1,248,857.17	\$0.00	\$92,506.83	93.10%
Total	\$10,885,414.00	\$595,664.73	\$2,788,908.42	\$45,949.76	\$8,050,555.82	26.07%

Cash Receipts Analysis

August 2025	(A) Revenue Per Budget	(B) Average Monthly Revenue	(C) Actual Revenue (cash) August 2025	(D) 2 Months' Budget	(E) Actual Revenue (cash) YTD	(F) Unrealized Balance To Budget
Service Charges	18,664,884.00	1,555,407.00	1,571,037.37	3,110,814.00	2,947,106.93	15,717,777.07
Realized Connection Fees	160,000.00	13,333.33	31,534.00	26,666.67	31,534.00	128,466.00
Miscellaneous Revenues	733,000.00	61,083.33	59,370.85	122,166.67	121,731.62	611,268.38
TOTAL REVENUES	19,557,884.00	1,629,823.67	1,661,942.22	3,259,647.33	3,100,372.55	16,457,511.45

	Current Month Compared To Average Month (C - B)	(C - B)	Year-To-Date Compared To Budget (E - D)	(E - D)
Service Charges	15,630.37	101.00%	(163,707.07)	94.74%
Realized Connection Fees	18,200.67	236.51%	4,867.33	118.25%
Miscellaneous Revenues	(1,712.48)	97.20%	(435.05)	99.64%
TOTALS	32,118.55	101.97%	(159,274.78)	95.11%

Service Charges Breakdown	Current Month	Year-to Date
Water	654,627.32	1,292,531.61
Sewer	916,410.05	1,654,575.32
Total	<u>1,571,037.37</u>	<u>2,947,106.93</u>

Cash Receipts Analysis - Water

August 2025	(A) Revenue Per Budget	(B) Average Monthly Revenue	(C) Actual Revenue (cash) August 2025	(D) 2 Months' Budget	(E) Actual Revenue (cash) YTD	(F) Unrealized Balance To Budget
Service Charges	7,929,470.00	660,789.17	654,627.32	1,321,578.33	1,292,531.61	6,636,938.39
Realized Connection Fees	60,000.00	5,000.00	8,641.00	10,000.00	8,641.00	51,359.00
Miscellaneous Revenues	683,000.00	56,916.67	54,457.17	113,833.33	111,904.26	571,095.74
TOTAL REVENUES	8,672,470.00	722,705.83	717,725.49	1,445,411.67	1,413,076.87	7,259,393.13

	Current Month Compared To Average Month (C - B)	(C - B)	Year-To-Date Compared To Budget (E - D)	(E - D)
Service Charges	(6,161.85)	99.07%	(29,046.72)	97.80%
Realized Connection Fees	3,641.00	172.82%	(1,359.00)	86.41%
Miscellaneous Revenues	(2,459.50)	95.68%	(1,929.07)	98.31%
TOTALS	(4,980.34)	99.31%	(32,334.80)	97.76%

Service Charges Breakdown	Current Month	Year-to Date
Water	654,627.32	1,292,531.61
Total	654,627.32	1,292,531.61

Cash Receipts Analysis - Sewer

August 2025	(A) Revenue Per Budget	(B) Average Monthly Revenue	(C) Actual Revenue (cash) August 2025	(D) 2 Months' Budget	(E) Actual Revenue (cash) YTD	(F) Unrealized Balance To Budget
Service Charge	10,735,414.00	894,617.83	916,410.05	1,789,235.67	1,654,575.32	9,080,838.68
Realized Connection Fees	100,000.00	8,333.33	22,893.00	16,666.67	22,893.00	77,107.00
Miscellaneous Revenues	50,000.00	4,166.67	4,913.68	8,333.33	9,827.36	40,172.64
TOTAL REVENUES	10,885,414.00	907,117.83	944,216.73	1,814,235.67	1,687,295.68	9,198,118.32

	Current Month Compared To Average Month (C - B)	(C - B)	Year-To-Date Compared To Budget (E - D)	(E - D)
Service Charge & Fire Service	21,792.22	102.44%	(134,660.35)	92.47%
Realized Connection Fees	14,559.67	274.72%	6,226.33	137.36%
Miscellaneous Revenues	747.01	117.93%	1,494.03	117.93%
TOTALS	37,098.90	104.09%	(126,939.99)	93.00%

Service Charges Breakdown	Current Month	Year-to Date
Sewer	916,410.05	1,654,575.32
Total	916,410.05	1,654,575.32

Evesham Municipal Utilities Authority
Income Estimate and Coverage Test for the Month of
AUGUST

	<u>Current</u> <u>Month</u>	<u>Year to</u> <u>Date</u>
Sewer Billings	903,051	1,647,304
Water Billings	595,080	1,243,509
Connection Fees	31,534	31,534
Miscellaneous Revenue	77,632	196,261
Interest on Investments	5,572	11,144
	<hr/>	<hr/>
Subtotal Revenue	1,612,870	3,129,752
	<hr/>	<hr/>
Sewer Operating Expenses	543,664	1,540,051
Water Operating Expenses	515,909	1,157,624
	<hr/>	<hr/>
Subtotal Operating Expenses	1,059,573	2,697,675
	<hr/>	<hr/>
Operating Income	553,297	432,077
	<hr/>	<hr/>
Debt Service	195,524	391,048
Coverage (5% of Debt Service)	9,776	19,552
	<hr/>	<hr/>
Excess or (Deficit)	<u>347,997</u>	<u>21,476</u>

Engineering Projects

Billing Period Ending 7/31/2025

Name of Project	Engineering Firm	Project #	Budget Line	Project Budget	Amount Spent Month to Date	Amount Spent Fiscal Year	Total Spent on Project to Date	Remaining Balance on Project
Southside Elevated Tank Design	Richard A. Alaimo Associates	M0140-0326-001	16-516-6732	\$ 129,200.00		\$ -	\$ 78,976.65	\$ 50,223.35
Heritage Village Water Main Rpl. - Phase 2	Richard A. Alaimo Associates	M0140-0382-000	17-517-6505	\$ 638,000.00			\$ 469,251.69	\$ 168,748.31
Heritage Village Water Main Rpl. - Phase 3	Richard A. Alaimo Associates	M0140-0387-000	17-517-6506	\$ 550,000.00			\$ 550,000.00	\$ -
Heritage Village Sewer Main Rehab. - Phase 2	Richard A. Alaimo Associates	M0140-0390-000	16-516-6689	\$ 170,000.00			\$ 63,242.61	\$ 106,757.39
Elmwood WWTP Storage Building Construction	Richard A. Alaimo Associates	M0140-0370-001	16-516-6650	\$ 158,000.00			\$ 158,000.00	\$ -
Well #6 Redrill & Building	Richard A. Alaimo Associates	M0140-0386-000	15-515-6552	\$ 130,000.00			\$ 130,000.00	\$ -
Elmwood UV Disinfection	Richard A. Alaimo Associates	M0140-0388-000	16-516-6731	\$ 140,000.00			\$ 140,000.00	\$ -
Country Farms Development Water Main Replacement	Richard A. Alaimo Associates	M0140-0391-000	16-516-6305	\$ 208,000.00			\$ 208,000.00	\$ -
Cinelli Farms Pump Station Upgrade	Richard A. Alaimo Associates	M0140-0392-000	16-516-6685	\$ 163,000.00			\$ 133,000.00	\$ 30,000.00
Generator Replacement, Elmwood WWTP	Richard A. Alaimo Associates	M0140-0393-000	16-516-6730	\$ 227,680.00	\$ 9,435.00	\$ 9,435.00	\$ 86,889.00	\$ 140,791.00
Lincoln Dr. Water Tower Rehabilitation Design	T&M Associates	EMUA-00045	16-516-6607	\$ 83,225.00	\$ 3,379.50	\$ 3,379.50	\$ 77,054.57	\$ 6,170.43
Lincoln Dr. Water Tower Construction Admin/Oversight	T&M Associates	EMUAOH-16002	16-516-6607	\$ 144,500.00				\$ 144,500.00
Headworks Replacement at Woodstream WWTP	T&M Associates	EMUA-00047	16-516-6649	\$ 410,725.00	\$ 37,177.54	\$ 37,177.54	\$ 405,650.65	\$ 5,074.35
Nitrate Concentration in Effluent-Phase 2 - Woodstream WWTP	Environmental Resolutions, Inc.	2290302	16-516-6709	\$ 670,000.00	\$ 5,290.00	\$ 5,290.00	\$ 334,290.50	\$ 335,709.50
Kings Grant Drive Water Main Rpl	Richard A. Alaimo Associates	M0140-0394-000	17-517-6509	\$ 261,085.00	\$ 10,337.50	\$ 10,337.50	\$ 57,622.50	\$ 203,462.50
Well 5 Redevelopment & Pump Repairs	Richard A. Alaimo Associates	M-0140-0395-000	15-515-6553	\$ 35,390.00	\$ 3,400.00	\$ 3,400.00	\$ 15,330.00	\$ 20,060.00
Well 8 Replacement	Richard A. Alaimo Associates	M-0140-0397-000	16-516-6635	\$ 280,000.00	\$ 13,423.00	\$ 13,423.00	\$ 17,513.00	\$ 262,487.00
Pine Grove Pump Station	Richard A. Alaimo Associates	M-0140-0396-000	16-516-6690	\$ 250,540.00	\$ 6,575.00	\$ 6,575.00	\$ 34,984.50	\$ 215,555.50
Total:				\$ 4,649,345.00	\$ 89,017.54	\$ 89,017.54	\$ 2,959,805.67	\$ 1,689,539.33

Evesham MUA--Investment Report
August 31, 2025

		Investment Details							Balance	
		Purchased	Rate	Original Purchase	Par Value	Maturity	Bank	Type	Cost	Yield
Revenue Account:										
	Local Checking Acct		N/A				WSFS	Cash	1,632,104	2.50%
	Trustee		N/A				TD Bank	Goldman Sachs	<u>1,765</u>	4.02%
										1,633,869
Operating Account:										
	Checking Acct		N/A				WSFS	Cash	194,571	2.50%
	Payroll Acct		N/A				WSFS	Cash	23,717	2.50%
	Trustee		N/A				TD Bank	Goldman Sachs	<u>3,792,730</u>	4.02%
										4,011,018
Connection Fee Account:										
	Checking Acct		N/A				WSFS	Cash	714,225	2.50%
										714,225
Planning Escrow Account:										
	Checking Acct		N/A				WSFS	Cash	37,285	2.50%
										37,285
Renewal & Replacement Account:										
	Trustee	06/30/09	5.00%	513,125	413,872	2/20/2039	TD Bank	Goldman Sachs	824,338	4.02%
							US Gov't	GNMA SER 2009-46 Nb	<u>424,736</u>	4.83%
										1,249,074
Bond Service Account:										
	Trustee		N/A				TD Bank	Goldman Sachs	166,913	4.02%
Bond Reserve Account:										
	Trustee		N/A				TD Bank	Goldman Sachs	1,617,124	4.02%
	Trustee	12/09/16	3.00%	404,336	1,261	3/15/2043	US Gov't	FHLMC Pool 4185 PJ	<u>1,280</u>	2.92%
										1,618,404
General Account:										
	Trustee		N/A				TD Bank	Goldman Sachs	<u>25,401,680</u>	4.02%
Total Cash and Investments										<u>\$ 34,832,468</u>
Investment Purchases and Sale		None								
Investments Matured		None								