



# **EVESHAM MUNICIPAL UTILITIES AUTHORITY**

## **MONTHLY FINANCIAL UPDATE**

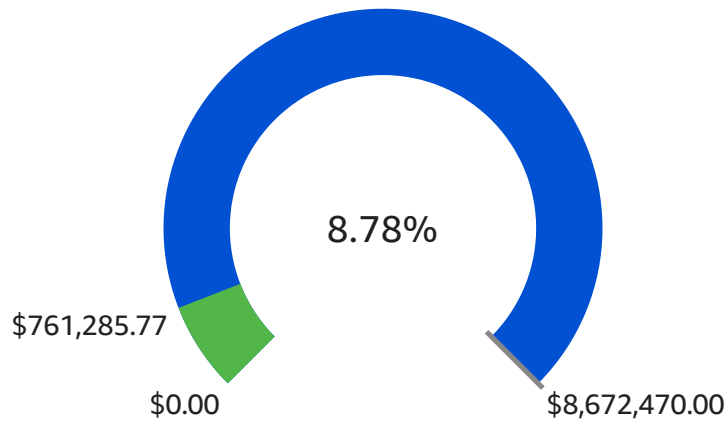
**FISCAL YEAR 2026**

**JULY 2025**

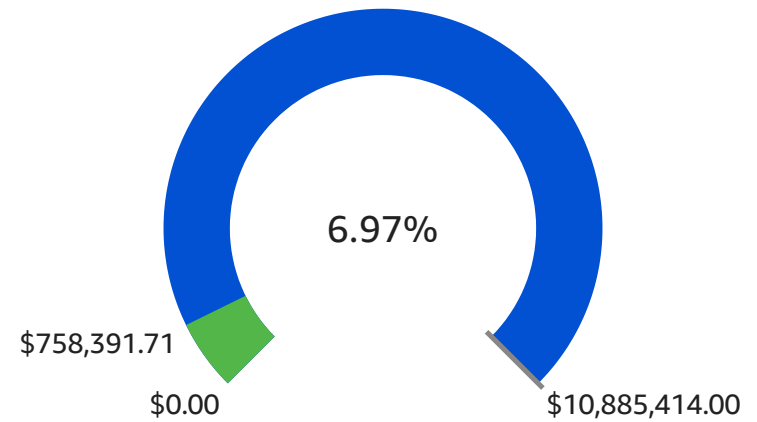


## Evesham Municipal Utilities Authority Monthly Financial Summary - Revenue July 2025

2026 WATER - Anticipated (Blue) vs Revenue (Green)



2026 SEWER - Anticipated (Blue) vs Revenue (Green)



### 2026 OPERATING RESULTS - WATER REVENUE

Department	Budget	% Rcvd
101 - Service Fees	\$7,849,470.00	8.26%
102 - Connection Fees	\$60,000.00	4.83%
103 - Other Revenue	\$763,000.00	14.41%
<b>Total Water Revenue</b>	<b>\$8,672,470.00</b>	<b>8.78%</b>

### 2026 OPERATING RESULTS - SEWER REVENUE

Department	Budget	% Rcvd
101 - Service Fees	\$10,635,414.00	6.99%
102 - Connection Fees	\$100,000.00	0.00%
103 - Other Revenue	\$150,000.00	9.42%
<b>Total Sewer Revenue</b>	<b>\$10,885,414.00</b>	<b>6.97%</b>

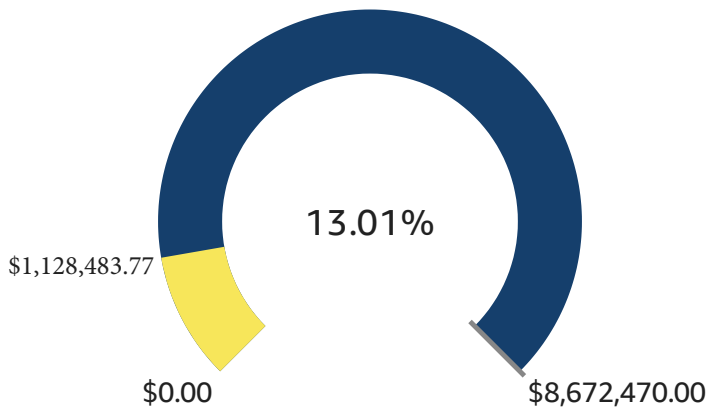


# Evesham Municipal Utilities Authority

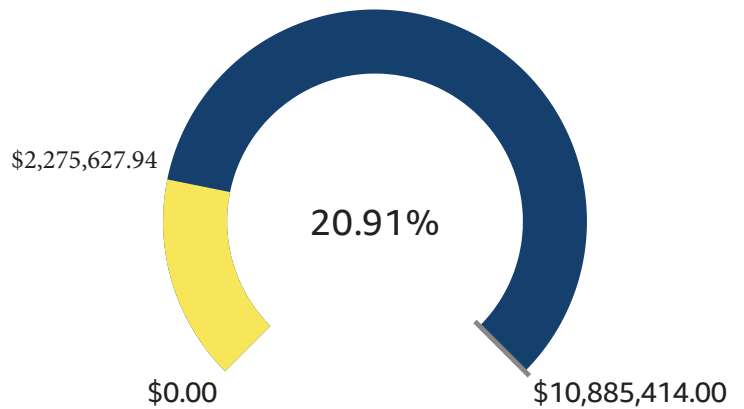
## Monthly Financial Summary - Expenditures

### July 2025

2026 WATER Budget (Navy) vs Expense (Yellow)  
(Encumbrance included based on above controls)



2026 SEWER Budget (Navy) vs Expense (Yellow)  
(Encumbrance included based on above controls)



#### 2026 OPERATING RESULTS - WATER EXPENSE

Department	Budget	% Used
105 - Water Administration	\$1,143,550.00	8.39%
110 - Water Cost of Service	\$6,524,000.00	8.83%
115 - Water Debt Service	\$1,004,920.00	45.36%
<b>Total</b>	<b>\$8,672,470.00</b>	<b>13.01%</b>

#### 2026 OPERATING RESULTS - SEWER EXPENSE

Department	Budget	% Used
205 - Sewer Administration	\$1,178,550.00	9.18%
210 - Sewer Cost of Service	\$8,365,500.00	11.05%
215 - Sewer Debt Service	\$1,341,364.00	92.65%
<b>Total</b>	<b>\$10,885,414.00</b>	<b>20.91%</b>

#### 2026 OPERATING RESULTS - WATER

Expenses	Budget	% Used
<b>105 - Water Administration</b>	<b>\$1,143,550.00</b>	<b>8.39%</b>
5000 - Salaries	\$447,000.00	7.32%
6000 - Fringe Benefits	\$160,550.00	11.62%
6101 - Trustee Fees	\$20,000.00	3.48%
6105 - Audit Fees	\$44,000.00	0%
6110 - Legal Fees	\$90,000.00	0%
6115 - Health Insurance Broker	\$13,000.00	0%
6200 - Engineer Fees	\$20,000.00	0%

#### 2026 OPERATING RESULTS - SEWER

Expenses	Budget	% Used
<b>205 - Sewer Administration</b>	<b>\$1,178,550.00</b>	<b>9.18%</b>
5000 - Salaries	\$447,000.00	7.43%
6000 - Fringe Benefits	\$142,550.00	12.34%
6101 - Trustee Fees	\$45,000.00	29.78%
6105 - Audit Fees	\$44,000.00	0%
6110 - Legal Fees	\$90,000.00	0%
6115 - Health Insurance Broker	\$13,000.00	0%
6200 - Engineer Fees	\$58,000.00	0%



# Evesham Municipal Utilities Authority

## Monthly Financial Summary - Expenditures

### July 2025

Expenses	Budget	% Used
6300 - Office Expense	\$249,000.00	17.31%
6400 - Cellular Lease Consultant	\$20,000.00	0%
6500 - GIS Program	\$20,000.00	0%
6601 - Risk Management Consultant	\$17,000.00	4.77%
7700 - Dues & Meetings	\$8,000.00	0%
7800 - Education & Training	\$35,000.00	0%
<b>110 - Water Cost of Service</b>	<b>\$6,524,000.00</b>	<b>8.83%</b>
5000 - Salaries	\$1,728,000.00	6.5%
6000 - Fringe Benefits	\$874,500.00	24.39%
6401 - Electric	\$600,000.00	7.88%
6502 - Insurance	\$280,000.00	48.84%
6600 - Vehicle Expenses	\$59,000.00	5.4%
6700 - Vehicle Repairs	\$28,000.00	0.47%
6800 - Parts & Supplies	\$156,000.00	9.69%
6900 - Chemicals	\$198,000.00	10.21%
7000 - Repairs & Maintenance	\$111,000.00	5.12%
7100 - Telephone & ...	\$78,000.00	4.79%
7200 - Water Testing	\$74,000.00	2.65%
7300 - Bulk Water Purchase	\$2,030,000.00	0%
7600 - Uniforms & Safety ...	\$45,000.00	2.37%
7700 - Dues & Meetings	\$6,000.00	0.41%
7800 - Education & Training	\$31,000.00	1.76%
7900 - State Fees	\$66,000.00	11.78%
8000 - Public Information	\$14,500.00	0.41%
8200 - Vehicle Lease	\$135,000.00	5.22%
8400 - One Call/Public Relations	\$10,000.00	2.47%
<b>115 - Water Debt Service</b>	<b>\$1,004,920.00</b>	<b>45.36%</b>
9000 - Debt Service Expenditures	\$1,004,920.00	45.36%
<b>Total</b>	<b>\$8,672,470.00</b>	<b>13.01%</b>

Expenses	Budget	% Used
6300 - Office Expense	\$249,000.00	17.31%
6400 - Cellular Lease ...	\$5,000.00	0%
6500 - GIS Program	\$20,000.00	0%
6601 - Risk Management ...	\$17,000.00	4.77%
7700 - Dues & Meetings	\$8,000.00	0%
7800 - Education & Training	\$40,000.00	0%
<b>210 - Sewer Cost of Service</b>	<b>\$8,365,500.00</b>	<b>11.05%</b>
5000 - Salaries	\$2,574,000.00	6.05%
6000 - Fringe Benefits	\$1,661,500.00	27.61%
6401 - Electric	\$1,000,000.00	7.73%
6502 - Insurance	\$280,000.00	48.84%
6600 - Vehicle Expenses	\$117,000.00	6.36%
6700 - Vehicle Repairs	\$57,000.00	6.85%
6800 - Parts & Supplies	\$212,000.00	3.37%
6900 - Chemicals	\$841,000.00	4.35%
7000 - Repairs & Maintenance	\$267,000.00	4.45%
7100 - Telephone & ...	\$182,000.00	4.79%
7202 - Wastewater Testing	\$56,000.00	1.01%
7400 - Sludge Removal	\$677,000.00	1.15%
7600 - Uniforms & Safety ...	\$100,500.00	3.22%
7700 - Dues & Meetings	\$8,500.00	3.8%
7800 - Education & Training	\$39,500.00	1.42%
7900 - State Fees	\$90,000.00	0%
8000 - Public Information	\$21,500.00	0.64%
8200 - Vehicle Lease	\$160,000.00	4.38%
8400 - One Call/Public ...	\$21,000.00	2.74%
<b>215 - Sewer Debt Service</b>	<b>\$1,341,364.00</b>	<b>92.65%</b>
9000 - Debt Service ...	\$1,341,364.00	92.65%
<b>Total</b>	<b>\$10,885,414.00</b>	<b>20.91%</b>

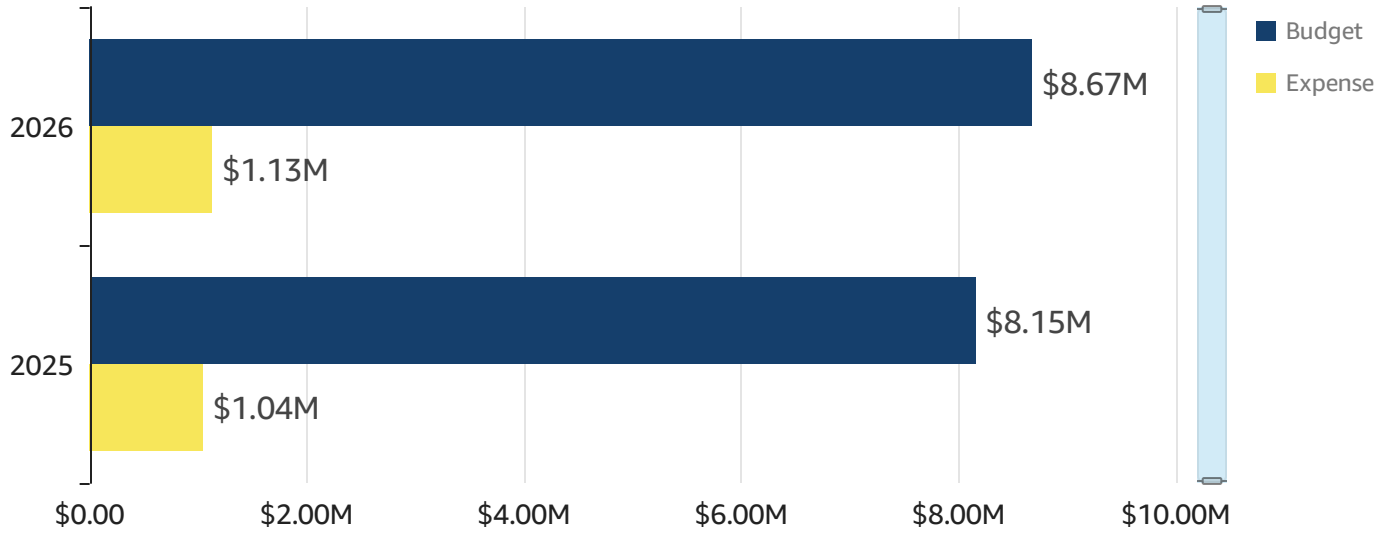


# Evesham Municipal Utilities Authority

## Monthly Expense Detail - WATER

### July 2025

WATER Budget vs Expense by Year



2026 Summary Expenditure Report - Water

	Budget	Current Mth Expense	YTD Expense	Encumbered	Balance	% Used
<b>105 - Water Administration</b>	<b>\$1,143,550.00</b>	<b>\$96,028.79</b>	<b>\$94,805.56</b>	<b>\$1,223.23</b>	<b>\$1,047,521.21</b>	<b>8.39%</b>
5000 - Salaries	\$447,000.00	\$32,736.96	\$32,736.96	\$0.00	\$414,263.04	7.32%
6000 - Fringe Benefits	\$160,550.00	\$18,659.57	\$18,659.57	\$0.00	\$141,890.43	11.62%
6101 - Trustee Fees	\$20,000.00	\$697.50	\$697.50	\$0.00	\$19,302.50	3.48%
6105 - Audit Fees	\$44,000.00	\$0.00	\$0.00	\$0.00	\$44,000.00	0.00%
6110 - Legal Fees	\$90,000.00	\$0.00	\$0.00	\$0.00	\$90,000.00	0.00%
6115 - Health Insurance Broker	\$13,000.00	\$0.00	\$0.00	\$0.00	\$13,000.00	0.00%
6200 - Engineer Fees	\$20,000.00	\$0.00	\$0.00	\$0.00	\$20,000.00	0.00%
6300 - Office Expense	\$249,000.00	\$43,122.26	\$41,899.03	\$1,223.23	\$205,877.74	17.31%
6400 - Cellular Lease Consultant	\$20,000.00	\$0.00	\$0.00	\$0.00	\$20,000.00	0.00%
6500 - GIS Program	\$20,000.00	\$0.00	\$0.00	\$0.00	\$20,000.00	0.00%
6601 - Risk Management Consultant	\$17,000.00	\$812.50	\$812.50	\$0.00	\$16,187.50	4.77%
7700 - Dues & Meetings	\$8,000.00	\$0.00	\$0.00	\$0.00	\$8,000.00	0.00%
7800 - Education & Training	\$35,000.00	\$0.00	\$0.00	\$0.00	\$35,000.00	0.00%



# Evesham Municipal Utilities Authority

## Monthly Expense Detail - WATER

### July 2025

	Budget	Current Mth Expense	YTD Expense	Encumbered	Balance	% Used
<b>110 - Water Cost of Service</b>	<b>\$6,524,000.00</b>	<b>\$576,614.72</b>	<b>\$546,908.99</b>	<b>\$29,705.73</b>	<b>\$5,947,385.28</b>	<b>8.83%</b>
5000 - Salaries	\$1,728,000.00	\$112,365.02	\$112,365.02	\$0.00	\$1,615,634.98	6.50%
6000 - Fringe Benefits	\$874,500.00	\$213,347.61	\$213,347.61	\$0.00	\$661,152.39	24.39%
6401 - Electric	\$600,000.00	\$47,298.17	\$47,298.17	\$0.00	\$552,701.83	7.88%
6502 - Insurance	\$280,000.00	\$136,757.00	\$136,757.00	\$0.00	\$143,243.00	48.84%
6600 - Vehicle Expenses	\$59,000.00	\$3,190.15	\$3,190.15	\$0.00	\$55,809.85	5.40%
6700 - Vehicle Repairs	\$28,000.00	\$134.04	\$0.00	\$134.04	\$27,865.96	0.47%
6800 - Parts & Supplies	\$156,000.00	\$15,130.61	\$10,556.29	\$4,574.32	\$140,869.39	9.69%
6900 - Chemicals	\$198,000.00	\$20,226.64	\$1,373.84	\$18,852.80	\$177,773.36	10.21%
7000 - Repairs & Maintenance	\$111,000.00	\$5,687.49	\$2,103.02	\$3,584.47	\$105,312.51	5.12%
7100 - Telephone & Communications	\$78,000.00	\$3,736.82	\$3,736.82	\$0.00	\$74,263.18	4.79%
7200 - Water Testing	\$74,000.00	\$1,962.80	\$0.00	\$1,962.80	\$72,037.20	2.65%
7300 - Bulk Water Purchase	\$2,030,000.00	\$0.00	\$0.00	\$0.00	\$2,030,000.00	0.00%
7600 - Uniforms & Safety Equipment	\$45,000.00	\$1,068.91	\$471.61	\$597.30	\$43,931.09	2.37%
7700 - Dues & Meetings	\$6,000.00	\$24.63	\$24.63	\$0.00	\$5,975.37	0.41%
7800 - Education & Training	\$31,000.00	\$547.00	\$547.00	\$0.00	\$30,453.00	1.76%
7900 - State Fees	\$66,000.00	\$7,780.00	\$7,780.00	\$0.00	\$58,220.00	11.78%
8000 - Public Information	\$14,500.00	\$59.85	\$59.85	\$0.00	\$14,440.15	0.41%
8200 - Vehicle Lease	\$135,000.00	\$7,050.86	\$7,050.86	\$0.00	\$127,949.14	5.22%
8400 - One Call/Public Relations	\$10,000.00	\$247.12	\$247.12	\$0.00	\$9,752.88	2.47%
<b>115 - Water Debt Service</b>	<b>\$1,004,920.00</b>	<b>\$455,840.26</b>	<b>\$455,840.26</b>	<b>\$0.00</b>	<b>\$549,079.74</b>	<b>45.36%</b>
9000 - Debt Service Expenditures	\$1,004,920.00	\$455,840.26	\$455,840.26	\$0.00	\$549,079.74	45.36%
<b>Total</b>	<b>\$8,672,470.00</b>	<b>\$1,128,483.77</b>	<b>\$1,097,554.81</b>	<b>\$30,928.96</b>	<b>\$7,543,986.23</b>	<b>13.01%</b>

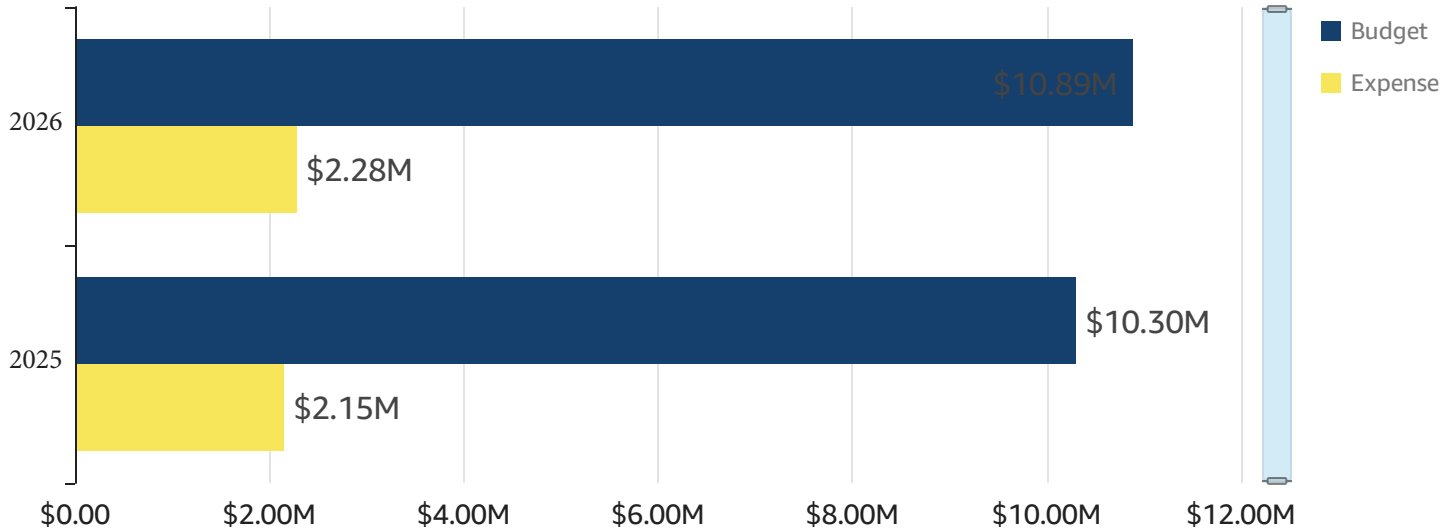


# Evesham Municipal Utilities Authority

## Monthly Expense Detail - SEWER

### July 2025

#### SEWER Budget vs Expense by Year



#### 2026 Summary Expenditure Report - Sewer

	Budget	Current Mth Expense	YTD Expense	Encumbered	Balance	% Used
<b>205 - Sewer Administration</b>	<b>\$1,178,550.00</b>	<b>\$108,192.36</b>	<b>\$106,969.15</b>	<b>\$1,223.21</b>	<b>\$1,070,357.64</b>	<b>9.18%</b>
5000 - Salaries	\$447,000.00	\$33,250.90	\$33,250.90	\$0.00	\$413,749.10	7.43%
6000 - Fringe Benefits	\$142,550.00	\$17,604.27	\$17,604.27	\$0.00	\$124,945.73	12.34%
6101 - Trustee Fees	\$45,000.00	\$13,402.50	\$13,402.50	\$0.00	\$31,597.50	29.78%
6105 - Audit Fees	\$44,000.00	\$0.00	\$0.00	\$0.00	\$44,000.00	0.00%
6110 - Legal Fees	\$90,000.00	\$0.00	\$0.00	\$0.00	\$90,000.00	0.00%
6115 - Health Insurance Broker	\$13,000.00	\$0.00	\$0.00	\$0.00	\$13,000.00	0.00%
6200 - Engineer Fees	\$58,000.00	\$0.00	\$0.00	\$0.00	\$58,000.00	0.00%
6300 - Office Expense	\$249,000.00	\$43,122.19	\$41,898.98	\$1,223.21	\$205,877.81	17.31%
6400 - Cellular Lease Consultant	\$5,000.00	\$0.00	\$0.00	\$0.00	\$5,000.00	0.00%
6500 - GIS Program	\$20,000.00	\$0.00	\$0.00	\$0.00	\$20,000.00	0.00%
6601 - Risk Management Consultant	\$17,000.00	\$812.50	\$812.50	\$0.00	\$16,187.50	4.77%
7700 - Dues & Meetings	\$8,000.00	\$0.00	\$0.00	\$0.00	\$8,000.00	0.00%
7800 - Education & Training	\$40,000.00	\$0.00	\$0.00	\$0.00	\$40,000.00	0.00%



# Evesham Municipal Utilities Authority

## Monthly Expense Detail - SEWER

### July 2025

	Budget	Current Mth Expense	YTD Expense	Encumbered	Balance	% Used
<b>210 - Sewer Cost of Service</b>	<b>\$8,365,500.00</b>	<b>\$924,629.49</b>	<b>\$889,418.21</b>	<b>\$35,211.28</b>	<b>\$7,440,870.51</b>	<b>11.05%</b>
5000 - Salaries	\$2,574,000.00	\$155,793.88	\$155,793.88	\$0.00	\$2,418,206.12	6.05%
6000 - Fringe Benefits	\$1,661,500.00	\$458,771.59	\$458,771.59	\$0.00	\$1,202,728.41	27.61%
6401 - Electric	\$1,000,000.00	\$77,357.39	\$77,357.39	\$0.00	\$922,642.61	7.73%
6502 - Insurance	\$280,000.00	\$136,757.00	\$136,757.00	\$0.00	\$143,243.00	48.84%
6600 - Vehicle Expenses	\$117,000.00	\$7,443.68	\$7,443.68	\$0.00	\$109,556.32	6.36%
6700 - Vehicle Repairs	\$57,000.00	\$3,908.58	\$18.50	\$3,890.08	\$53,091.42	6.85%
6800 - Parts & Supplies	\$212,000.00	\$7,164.57	\$5,495.61	\$1,668.96	\$204,835.43	3.37%
6900 - Chemicals	\$841,000.00	\$36,586.05	\$19,112.65	\$17,473.40	\$804,413.95	4.35%
7000 - Repairs & Maintenance	\$267,000.00	\$11,901.51	\$4,112.51	\$7,789.00	\$255,098.49	4.45%
7100 - Telephone & Communications	\$182,000.00	\$8,719.22	\$8,719.22	\$0.00	\$173,280.78	4.79%
7202 - Wastewater Testing	\$56,000.00	\$568.14	\$0.00	\$568.14	\$55,431.86	1.01%
7400 - Sludge Removal	\$677,000.00	\$7,808.00	\$5,380.00	\$2,428.00	\$669,192.00	1.15%
7600 - Uniforms & Safety Equipment	\$100,500.00	\$3,239.60	\$1,845.90	\$1,393.70	\$97,260.40	3.22%
7700 - Dues & Meetings	\$8,500.00	\$323.25	\$323.25	\$0.00	\$8,176.75	3.80%
7800 - Education & Training	\$39,500.00	\$561.25	\$561.25	\$0.00	\$38,938.75	1.42%
7900 - State Fees	\$90,000.00	\$0.00	\$0.00	\$0.00	\$90,000.00	0.00%
8000 - Public Information	\$21,500.00	\$139.65	\$139.65	\$0.00	\$21,360.35	0.64%
8200 - Vehicle Lease	\$160,000.00	\$7,009.51	\$7,009.51	\$0.00	\$152,990.49	4.38%
8400 - One Call/Public Relations	\$21,000.00	\$576.62	\$576.62	\$0.00	\$20,423.38	2.74%
<b>215 - Sewer Debt Service</b>	<b>\$1,341,364.00</b>	<b>\$1,242,806.09</b>	<b>\$1,242,806.09</b>	<b>\$0.00</b>	<b>\$98,557.91</b>	<b>92.65%</b>
9000 - Debt Service Expenditures	\$1,341,364.00	\$1,242,806.09	\$1,242,806.09	\$0.00	\$98,557.91	92.65%
<b>Total</b>	<b>\$10,885,414.00</b>	<b>\$2,275,627.94</b>	<b>\$2,239,193.45</b>	<b>\$36,434.49</b>	<b>\$8,609,786.06</b>	<b>20.91%</b>

**Cash Receipts Analysis**

<b>July 2025</b>	(A) Revenue Per Budget	(B) Average Monthly Revenue	(C) Actual Revenue (cash) July 2025	(D) 1 Months' Budget	(E) Actual Revenue (cash) YTD	(F) Unrealized Balance To Budget
Service Charges	18,664,884.00	1,555,407.00	1,376,069.56	1,555,407.00	1,376,069.56	17,288,814.44
Realized Connection Fees	160,000.00	13,333.33	2,898.00	13,333.33	2,898.00	157,102.00
Miscellaneous Revenues	733,000.00	61,083.33	62,360.77	61,083.33	62,360.77	670,639.23
<b>TOTAL REVENUES</b>	<b>19,557,884.00</b>	<b>1,629,823.67</b>	<b>1,441,328.33</b>	<b>1,629,823.67</b>	<b>1,441,328.33</b>	<b>18,116,555.67</b>

	Current Month Compared To Average Month (C - B)	(C - B)	Year-To-Date Compared To Budget (E - D)	(E - D)
Service Charges	(179,337.44)	88.47%	(179,337.44)	88.47%
Realized Connection Fees	(10,435.33)	21.74%	(10,435.33)	21.74%
Miscellaneous Revenues	1,277.44	102.09%	1,277.44	102.09%
<b>TOTALS</b>	<b>(188,495.34)</b>	<b>88.43%</b>	<b>(188,495.34)</b>	<b>88.43%</b>

Service Charges Breakdown	Current Month	Year-to Date
Water	637,904.29	637,904.29
Sewer	738,165.27	738,165.27
<b>Total</b>	<b>1,376,069.56</b>	<b>1,376,069.56</b>

**Cash Receipts Analysis - Water**

<b>July 2025</b>	(A) Revenue Per Budget	(B) Average Monthly Revenue	(C) Actual Revenue (cash) July 2025	(D) 1 Months' Budget	(E) Actual Revenue (cash) YTD	(F) Unrealized Balance To Budget
Service Charges	7,929,470.00	660,789.17	637,904.29	660,789.17	637,904.29	7,291,565.71
Realized Connection Fees	60,000.00	5,000.00	2,898.00	5,000.00	2,898.00	57,102.00
Miscellaneous Revenues	683,000.00	56,916.67	57,447.09	56,916.67	57,447.09	625,552.91
<b>TOTAL REVENUES</b>	<b>8,672,470.00</b>	<b>722,705.83</b>	<b>698,249.38</b>	<b>722,705.83</b>	<b>698,249.38</b>	<b>7,974,220.62</b>

	Current Month Compared To Average Month (C - B)		Year-To-Date Compared To Budget (E - D)	
Service Charges	(22,884.88)	96.54%	(22,884.88)	96.54%
Realized Connection Fees	(2,102.00)	57.96%	(2,102.00)	57.96%
Miscellaneous Revenues	530.42	100.93%	530.42	100.93%
<b>TOTALS</b>	<b>(24,456.45)</b>	<b>96.62%</b>	<b>(24,456.45)</b>	<b>96.62%</b>

Service Charges Breakdown	Current Month	Year-to Date
Water	637,904.29	637,904.29
<b>Total</b>	<b>637,904.29</b>	<b>637,904.29</b>

**Cash Receipts Analysis - Sewer**

<b>July 2025</b>	(A) Revenue Per Budget	(B) Average Monthly Revenue	(C) Actual Revenue (cash) July 2025	(D) 1 Months' Budget	(E) Actual Revenue (cash) YTD	(F) Unrealized Balance To Budget
Service Charge	10,735,414.00	894,617.83	738,165.27	894,617.83	738,165.27	9,997,248.73
Realized Connection Fees	100,000.00	8,333.33	0.00	8,333.33	0.00	100,000.00
Miscellaneous Revenues	50,000.00	4,166.67	4,913.68	4,166.67	4,913.68	45,086.32
<b>TOTAL REVENUES</b>	<b>10,885,414.00</b>	<b>907,117.83</b>	<b>743,078.95</b>	<b>907,117.83</b>	<b>743,078.95</b>	<b>10,142,335.05</b>

	Current Month Compared To Average Month (C - B)	(C - B)	Year-To-Date Compared To Budget (E - D)	(E - D)
Service Charge & Fire Service	(156,452.56)	82.51%	(156,452.56)	82.51%
Realized Connection Fees	(8,333.33)	0.00%	(8,333.33)	0.00%
Miscellaneous Revenues	747.01	117.93%	747.01	117.93%
<b>TOTALS</b>	<b>(164,038.88)</b>	<b>81.92%</b>	<b>(164,038.88)</b>	<b>81.92%</b>

Service Charges Breakdown	Current Month	Year-to Date
Sewer	738,165.27	738,165.27
<b>Total</b>	<b><u>738,165.27</u></b>	<b><u>738,165.27</u></b>

**Evesham Municipal Utilities Authority**  
**Income Estimate and Coverage Test for the Month of**  
**JULY**

	<b><u>Current</u></b> <b><u>Month</u></b>	<b><u>Year to</u></b> <b><u>Date</u></b>
Sewer Billings	744,253	744,253
Water Billings	648,429	648,429
Connection Fees	2,898	2,898
Miscellaneous Revenue	118,629	118,629
Interest on Investments	<u>5,470</u>	<u>5,470</u>
Subtotal Revenue	<u>1,519,678</u>	<u>1,519,678</u>
Sewer Operating Expenses	996,387	996,387
Water Operating Expenses	<u>641,715</u>	<u>641,715</u>
Subtotal Operating Expenses	<u>1,638,102</u>	<u>1,638,102</u>
Operating Income	(118,424)	(118,424)
Debt Service	195,524	195,524
Coverage (5% of Debt Service)	<u>9,776</u>	<u>9,776</u>
Excess or (Deficit)	<u><u>(323,724)</u></u>	<u><u>(323,724)</u></u>

Engineering Projects

Billing Period Ending 6/30/2025

Name of Project	Engineering Firm	Project #	Budget Line	Project Budget	Amount Spent Month to Date	Amount Spent Fiscal Year	Total Spent on Project to Date	Remaining Balance on Project
Southside Elevated Tank Design	Richard A. Alaimo Associates	M0140-0326-001	16-516-6732	\$ 129,200.00		\$ -	\$ 78,976.65	\$ 50,223.35
Rt. 70 Water Main Replacement	Richard A. Alaimo Associates	M0140-0359-000	17-517-6507	\$ 150,000.00		\$ -	\$ 150,000.00	\$ -
Heritage Village Water Main Rpl. - Phase 2	Richard A. Alaimo Associates	M0140-0382-000	17-517-6505	\$ 638,000.00		\$ 366.25	\$ 469,251.69	\$ 168,748.31
Heritage Village Water Main Rpl. - Phase 3	Richard A. Alaimo Associates	M0140-0387-000	17-517-6506	\$ 550,000.00		\$ 44,063.28	\$ 550,000.00	\$ -
Heritage Village Sewer Main Rehab. - Phase 2	Richard A. Alaimo Associates	M0140-0390-000	16-516-6689	\$ 170,000.00		\$ 6,915.95	\$ 63,242.61	\$ 106,757.39
Elmwood WWTP Storage Building - Planning/Design	Richard A. Alaimo Associates	M0140-0370-000	16-516-6650	\$ 310,000.00			\$ 263,206.97	\$ 46,793.03
Elmwood WWTP Storage Building Construction	Richard A. Alaimo Associates	M0140-0370-001	16-516-6650	\$ 158,000.00		\$ 119,776.17	\$ 158,000.00	\$ -
Well #6 Redrill & Building	Richard A. Alaimo Associates	M0140-0386-000	15-515-6552	\$ 130,000.00			\$ 130,000.00	\$ -
Elmwood UV Disinfection	Richard A. Alaimo Associates	M0140-0388-000	16-516-6731	\$ 140,000.00			\$ 140,000.00	\$ -
Country Farms Development Water Main Replacement	Richard A. Alaimo Associates	M0140-0391-000	16-516-6305	\$ 208,000.00		\$ 101,849.11	\$ 208,000.00	\$ -
Cinelli Farms Pump Station Upgrade	Richard A. Alaimo Associates	M0140-0392-000	16-516-6685	\$ 163,000.00		\$ 68,060.61	\$ 133,000.00	\$ 30,000.00
Generator Replacement, Elmwood WWTP	Richard A. Alaimo Associates	M0140-0393-000	16-516-6730	\$ 227,680.00	\$ 21,115.00	\$ 77,454.00	\$ 77,454.00	\$ 150,226.00
Lincoln Dr. Water Tower Rehabilitation Design	T&M Associates	EMUA-00045	16-516-6607	\$ 83,225.00		\$ 41,612.03	\$ 73,675.07	\$ 9,549.93
Lincoln Dr. Water Tower Construction Admin/Oversight	T&M Associates	EMUAOH-16002	16-516-6607	\$ 144,500.00				\$ 144,500.00
Headworks Replacement at Woodstream WWTP	T&M Associates	EMUA-00047	16-516-6649	\$ 410,725.00		\$ 115,703.88	\$ 368,473.11	\$ 42,251.89
Nitrate Concentration in Effluent-Phase 2 - Woodstream WWTP	Environmental Resolutions, Inc.	2290302	16-516-6709	\$ 670,000.00	\$ 787.50	\$ 208,318.05	\$ 329,000.50	\$ 340,999.50
Kings Grant Drive Water Main Rpl	Richard A. Alaimo Associates	M0140-0394-000	17-517-6509	\$ 261,085.00	\$ 1,315.00	\$ 47,285.00	\$ 47,285.00	\$ 213,800.00
Well 5 Redevelopment & Pump Repairs	Richard A. Alaimo Associates	M-0140-0395-000	15-515-6553	\$ 35,390.00	\$ 657.50	\$ 11,930.00	\$ 11,930.00	\$ 23,460.00
Well 8 Replacement	Richard A. Alaimo Associates	M-0140-0397-000	16-516-6635	\$ 280,000.00	\$ 3,855.00	\$ 4,090.00	\$ 4,090.00	\$ 275,910.00
Pine Grove Pump Station	Richard A. Alaimo Associates	M-0140-0396-000	16-516-6690	\$ 250,540.00	\$ 3,870.00	\$ 28,409.50	\$ 28,409.50	\$ 222,130.50
Total:				\$ 5,109,345.00		\$ 875,833.83	\$ 3,283,995.10	\$ 1,825,349.90

**Evesham MUA--Investment Report  
July 31, 2025**

		Investment Details							Balance	
		<u>Purchased</u>	<u>Rate</u>	<u>Original Purchase</u>	<u>Par Value</u>	<u>Maturity</u>	<u>Bank</u>	<u>Type</u>	<u>Cost</u>	<u>Yield</u>
<b><u>Revenue Account:</u></b>										
	Local Checking Acct		N/A				WSFS	Cash	1,563,621	2.50%
	Trustee		N/A				TD Bank	Goldman Sachs	<u>11,372</u>	4.04%
										1,574,993
<b><u>Operating Account:</u></b>										
	Checking Acct		N/A				WSFS	Cash	194,346	2.50%
	Payroll Acct		N/A				WSFS	Cash	60,183	2.50%
	Trustee		N/A				TD Bank	Goldman Sachs	<u>3,779,755</u>	4.04%
										4,034,284
<b><u>Connection Fee Account:</u></b>										
	Checking Acct		N/A				WSFS	Cash	710,506	2.50%
										710,506
<b><u>Planning Escrow Account:</u></b>										
	Checking Acct		N/A				WSFS	Cash	40,883	2.50%
										40,883
<b><u>Renewal &amp; Replacement Account:</u></b>										
	Trustee	06/30/09	5.00%	513,125	422,786	2/20/2039	TD Bank	Goldman Sachs	1,077,214	4.04%
							US Gov't	GNMA SER 2009-46 Nb	<u>433,884</u>	4.83%
										1,511,098
<b><u>Bond Service Account:</u></b>										
	Trustee		N/A				TD Bank	Goldman Sachs	71,917	4.04%
										71,917
<b><u>Bond Reserve Account:</u></b>										
	Trustee		N/A				TD Bank	Goldman Sachs	1,617,123	4.04%
	Trustee	12/09/16	3.00%	404,336	1,262	3/15/2043	US Gov't	FHLMC Pool 4185 PJ	<u>1,281</u>	2.92%
										1,618,404
<b><u>General Account:</u></b>										
	Trustee		N/A				TD Bank	Goldman Sachs	<u>25,570,928</u>	4.04%
										25,570,928
<b>Total Cash and Investments</b>										<u>\$ 35,133,013</u>
<b><u>Investment Purchases and Sale</u></b>		None								
<b><u>Investments Matured</u></b>		None								