



# EVESHAM MUNICIPAL UTILITIES AUTHORITY

“Working With You To Protect The Environment”

# ANNUAL

## CONSUMER CONFIDENCE REPORT

### EXECUTIVE DIRECTOR’S MESSAGE

Dear Consumer:

The Evesham Municipal Utilities Authority is pleased to provide you with our 2021 Consumer Confidence Report (CCR). With a difficult year behind us and new infrastructure challenges ahead, it remains reassuring to know that your water is continuously monitored, proven safe and remains reliable. Thanks to the dedicated efforts of our staff that have maintained their special responsibility throughout.

We are happy to report that your drinking water met or surpassed all requirements of the Federal Safe Drinking Water Act (SDWA) every single day in 2020. The SDWA requires community water systems to issue an annual water quality report to promote consumer awareness of the quality of their drinking water. Included in this report are water quality testing results from the preceding calendar year, details about where your water comes from and how it compares to USEPA standards. The summary tables list both regulated and unregulated contaminants that were detected in the treated water, even if the detected level was below the regulated maximum level set by USEPA.

Our mission is to provide the highest quality drinking water and efficient wastewater disposal services through the use of sound management principles, modern scientific practices and effective planning to maintain our infrastructure and safeguard public health. Your investment in the systems that collect, transport and treat our water and wastewater helps to secure our quality of life today while protecting future generations. Please look on the back page for a message regarding our aging infrastructure and the importance of maintaining and upgrading these valuable assets for our quality of life, sustainable growth and a resilient future for all in Evesham Township.

If you have any questions regarding your water quality, please contact Laboratory Manager, Kaitlyn Fare at 856-983-0331 ext. 210. To view an electronic copy of this report, visit <http://www.eveshammua.com/consumer-confidence-report/> or to obtain additional information about the EMUA, please check out our website at: [www.eveshammua.com](http://www.eveshammua.com).

Sincerely,

Jeffrey Rollins  
Executive Director

**NOTE: Industrial and commercial customers, including hospitals, medical centers, and health clinics, please forward this report to your Environmental Compliance Manager.**

#### EMUA BOARD MEMBERS

Edward T. Waters, Chairman  
George Tencza, Vice Chairman  
Al Lutner, Secretary  
Michael Schmidt, Assistant Secretary  
Richard Sweeney, Alternate Secretary  
Byron Druss, Alternate #1  
Lewis Kipness, Alternate #2

Jeffrey Rollins, Executive Director  
Laura Puszczyk, Deputy Executive Director, CFO  
Jeffrey Booth, Operations Manager

The Evesham M.U.A. normally meets the first  
Wednesday of each month at 7:30 pm.  
Meetings are held at the  
Evesham Township Municipal Complex at  
984 Tuckerton Road, Marlton, NJ  
Office Hours are Monday through Friday 8:00 am to 4:00 pm

**AFTER HOUR EMERGENCIES 856-983-1878**

[www.eveshammua.com](http://www.eveshammua.com)

# EVESHAM MUNICIPAL UTILITIES AUTHORITY

PWS ID # 0313001

Some people may be more vulnerable to contaminants in drinking water than the general population. Immuno-compromised persons, such as persons with cancer undergoing chemotherapy, persons who have undergone organ transplants, people with HIV/AIDS or other immune system disorders, some elderly, and infants can be particularly at risk from infections. These people should seek advice about drinking water from their health care providers. EPA/CDC guidelines on appropriate means to lessen the risk of infection by Cryptosporidium and other microbial contaminants are available from the Safe Drinking Water Hotline (800-426-4791).

## TABLE OF REGULATED SUBSTANCES

### LEAD AND COPPER - Tap Water Samples Collected for Lead and Copper Analyses from Sample Sites throughout the Community

Contaminant	Violation Y/N	Units	EPA's Action Level (AL)	MCLG	90th percentile Levels were Less Than	# of Tests with Levels Above EPA's Action Level (AL)	Major Sources in Drinking Water
Lead (2018)	N	ppb	AL = 15	0	90th percentile value = 0.79	1 site exceeded AL	Corrosion of household plumbing systems; Erosion of natural deposits
Copper (2018)	N	ppm	AL = 1.3	1.3	90th percentile value = 0.23	0 sites exceeded AL	Corrosion of household plumbing systems; Erosion of natural deposits; Leaching from wood preservatives

### INORGANIC CONTAMINANTS

Contaminant	Violation Y/N	Units	MCL	MCLG	Highest Level Detected	Range Detected	Major Sources in Drinking Water
Barium	N	ppm	2	2	0.132	0.0209 - 0.132	Discharge of drilling wastes; Discharge from metal refineries; Erosion of natural deposits
Fluoride	N	ppm	4	4	0.58	ND - 0.58	Erosion of natural deposits; Water additive which promotes strong teeth

### DISINFECTANTS AND DISINFECTION BY-PRODUCTS

Contaminant	Violation Y/N	Units	MRDL	MRDLG	Average	Range Detected	Major Sources in Drinking Water
Chlorine	N	ppm	MRDL = 4	MRDLG = 4	0.35 Average	0.05 - 1.10	Water additive used to control microbes
Haloacetic Acids (Stage 2)	N	ppb	60	n/a	5.4 Average	ND - 7.6	By-product of drinking water disinfection
Total trihalomethanes (Stage 2)	N	ppb	80	n/a	25.4 Average	5.3 - 42	By-product of drinking water disinfection

### RADIOACTIVE CONTAMINANTS

Contaminant	Violation Y/N	Units	MCL	MCLG	Average	Range Detected	Major Sources in Drinking Water
Combined Radium (226 and 228)	N	pCi/l	5	0	2.94	ND - 2.94	Erosion of natural deposits
Radium 226	N	pCi/l	5	0	1.16	ND - 1.16	Erosion of natural deposits
Radium 228	N	pCi/l	5	0	1.78	ND - 1.78	Erosion of natural deposits
Gross Alpha	N	pCi/l	15	0	7.05	ND - 7.05	Erosion of natural deposits

## TABLE OF SECONDARY SUBSTANCES

### SECONDARY CONTAMINANTS (RUL) RECOMMENDED UPPER LIMIT

Contaminant	Violation Y/N	Units	RUL	MCLG	Highest Level Detected	Range Detected	Major Sources in Drinking Water
Chloride	N	ppm	250	n/a	4.6	3.2 - 4.6	Naturally present in the environment
Hardness, Total	N	ppm	250	n/a	103	71.7 - 103	Erosion of natural deposits
Iron <sup>1</sup>	N	ppm	0.30	n/a	0.4	0.0585 - 0.4	Erosion of natural deposits
Manganese	N	ppm	0.05	n/a	0.016	0.0065 - 0.016	Erosion of natural deposits
Sodium	N	ppm	50	n/a	8.45	3.38 - 8.45	Naturally present in the environment
Sulfate	N	ppm	250	n/a	32.5	7.4 - 32.5	Erosion of natural deposits
Total Dissolved Solids (TDS)	N	ppm	500	n/a	136	90.5 - 136	Runoff / leaching from natural deposits
Zinc	N	ppm	5	n/a	0.095	ND - 0.095	Erosion of natural deposits

### UNREGULATED CONTAMINANTS MONITORING (UCMR4)<sup>2</sup>

Contaminant	Violation Y/N	Units	MCL	Average	Highest Level Detected	Range Detected	Major Sources in Drinking Water
Haloacetic Acids [HAA5] (2019)	N	ppb	n/a	6.34	8.54	4.1 - 8.54	By-product of drinking water disinfection
Haloacetic Acids [HAA6Br] (2019)	N	ppb	n/a	3.23	4.47	0.6 - 4.47	By-product of drinking water disinfection
Haloacetic Acids [HAA9] (2019)	N	ppb	n/a	9.08	12.27	4.7 - 12.27	By-product of drinking water disinfection
Manganese (2019) <sup>3</sup>	N	ppb	n/a	3.9	9.7	0.74 - 9.7	Naturally-occurring element; commercially available in combination with other elements and minerals; used in steel production, fertilizer, batteries and fireworks; drinking water and wastewater treatment chemical



In 2018, the Evesham MUA was recognized as a Water Resources Utility of the Future Today. Evesham MUA's recognition celebrates the achievements of water utilities that transform from the traditional wastewater treatment system to a resource recovery center and leader in the overall sustainability and resilience of the communities they serve. "The Utility of the Future Today honorees exemplify the kind of forward-thinking leadership that strengthens the entire water sector," said WEF Executive Director Eileen O'Neill.

Evesham MUA water system was required to collect quarterly samples for Perfluorononanoic acid (PFNA) in 2020. Evesham MUA collected every sample in compliance with the NJ Safe Drinking Water Act, however, Evesham MUA's contract laboratory failed to submit three of the nine required sample results on time for the 3rd quarter monitoring period of 2020. Therefore, Evesham MUA was issued a reporting violation on November 23, 2020 for those three treatment points. Evesham MUA immediately corrected this reporting issue and the results were submitted on December 2, 2020 to return to compliance. All samples were non-detect and there was no adverse health risks associated with this reporting violation.

# MT. LAUREL MUNICIPAL UTILITIES AUTHORITY

PWS ID # 0324001

Some people may be more vulnerable to contaminants in drinking water than the general population. Immuno-compromised persons, such as persons with cancer undergoing chemotherapy, persons who have undergone organ transplants, people with HIV/AIDS or other immune system disorders, some elderly, and infants can be particularly at risk from infections. These people should seek advice about drinking water from their health care providers. EPA/CDC guidelines on appropriate means to lessen the risk of infection by Cryptosporidium and other microbial contaminants are available from the Safe Drinking Water Hotline (800-426-4791).

## TABLE OF REGULATED SUBSTANCES

### LEAD AND COPPER

Contaminant	Violation Y/N	Units	EPA's Action Level (AL)	MCLG	90% of Test Levels were Less Than	# of Tests with Levels Above EPA's Action Level (AL)	Major Sources in Drinking Water
Lead	N	ppb	AL = 15	0	90th percentile value = 3	2 sites exceeded AL	Corrosion of household plumbing systems; Erosion of natural deposits
Copper	N	ppm	AL = 1.3	1.3	90th percentile value = 0.462	0 sites exceeded AL	Corrosion of household plumbing systems; Erosion of natural deposits; Leaching from wood preservatives

### INORGANIC CONTAMINANTS

Contaminant	Violation Y/N	Units	MCL	MCLG	Highest Level Detected	Range Detected	Major Sources in Drinking Water
Barium	N	ppm	2	2	0.0826	0.073-0.0826	Discharge of drilling wastes; Discharge from metal refineries; Erosion of natural deposits
Cyanide	N	ppb	200	200	1.2	ND-1.2	Discharge from steel/metal factories; Discharge from plastic and fertilizer factories
Fluoride	N	ppm	4	4	0.62	0.56-0.62	Erosion of natural deposits; Water additive which promotes strong teeth
Nickel <sup>4</sup>	N	ppb	n/a	n/a	1	0.88-1	Erosion of natural deposits.

### DISINFECTANTS AND DISINFECTION BY-PRODUCTS

Chlorine	N	ppm	MRDL = 4	MRDLG = 4	0.81 Average	0.60-1.00	Water additive used to control microbes
Total trihalomethanes (Stage 2)	N	ppb	80	n/a	27 Average	7.0-40.0	By-product of drinking water disinfection
Haloacetic Acids (Stage 2)	N	ppb	60	n/a	7 Average	ND-16.1	By-product of drinking water disinfection

### RADIOACTIVE CONTAMINANTS

Combined Radium (226 and 228)	N	pCi/l	5	0	1.5	1.1-1.5	Erosion of natural deposits
Radium 228	N	pCi/l	5	0	1.1	ND-1.1	Erosion of natural deposits
Gross Alpha	N	pCi/l	15	0	4	ND-4	Erosion of natural deposits

## TABLE OF SECONDARY SUBSTANCES

### SECONDARY CONTAMINANTS (RUL) RECOMMENDED UPPER LIMIT

Sodium	N	ppm	50	n/a	26.9	23.1-26.9	Naturally present in the environment
--------	---	-----	----	-----	------	-----------	--------------------------------------

### UNREGULATED CONTAMINANTS MONITORING (UCMR4) <sup>2</sup>

Contaminant	Violation Y/N	Units	MCL	Average	Highest Level Detected	Range Detected	Major Sources in Drinking Water
Haloacetic Acids [HAA9]	N	ppb	n/a	0.44	3.92	ND-3.92	By-product of drinking water disinfection
Manganese <sup>3</sup>	N	ppb	n/a	n/a	0.544	ND-0.544	By-product of drinking water disinfection

<sup>1</sup> The recommended upper limit for iron is based on unpleasant taste of the water and staining of laundry. Iron is an essential nutrient, but some people who drink water with iron levels well above the recommended upper limit could develop deposits of iron in a number of organs of the body.

<sup>2</sup> Unregulated contaminant monitoring helps EPA to determine where certain contaminants occur and whether it needs to regulate those contaminants.

<sup>3</sup> Manganese is regulated as a secondary contaminant with a secondary maximum contaminant level of 50 ppb.

<sup>4</sup> Nickel monitoring is required. Currently there is no established MCL or MCLG.

Where a date follows a contaminant in the table of detected contaminants, this indicates the most recent testing done in accordance with Federal and State regulations. The State allows us to monitor for some contaminants less than once per year because the concentrations of these contaminants do not change frequently. Some of our data, though representative, are more than one year old.

The Safe Drinking Water Act regulations allow monitoring waivers to reduce or eliminate the monitoring requirements for asbestos, volatile organic chemicals and synthetic organic chemicals. The EMUA received a monitoring waiver for synthetic organic chemicals.

If present, elevated levels of lead can cause serious health problems, especially for pregnant women and young children. Lead in drinking water is primarily from materials and components associated with service lines and home plumbing. Evesham Municipal Utilities Authority is responsible for providing high quality drinking water but cannot control the variety of materials used in plumbing components. When your water has been sitting for several hours, you can minimize the potential for lead exposure by flushing your tap for 30 seconds to 2 minutes before using water for drinking and cooking. If you are concerned about lead in your water, you may wish to have your water tested. Information on lead in drinking water, testing methods, and steps you can take to minimize exposure is available from the Safe Drinking Water Hotline or at <http://www.epa.gov/safewater/lead>.

# Water Quality Results

New Jersey American Water conducts extensive monitoring to determine if your water meets all water quality standards. The detections of our monitoring are reported in the following tables. While most monitoring was conducted in 2020, certain substances are monitored less than once per year because the levels do not change frequently. Some unregulated substances are measured, but maximum contaminant levels have not been established by the government. These contaminants are shown for your information. **Regulated contaminants not listed in this table were not found in the treated water supply.**

## NJ American Water – Western – PWSID# NJ0327001

### PRIMARY REGULATED SUBSTANCES

DISINFECTANTS - Collected at the Surface Water Treatment Plant								
Substance (with units)	Year Sampled	Compliance Achieved	MRDLG	MRDL	Minimum Chlorine Residual	Compliance Result	Range Detected	Typical Source
Entry Point Chlorine Residual (ppm) <sup>1</sup>	2020	Yes	4	4	TT ≥ 0.20	1.46	0.56 to 1.46	Water additive used to control microbes.

1 - Data represents the lowest residual entering the distribution system from our water treatment plant.

TREATMENT BYPRODUCTS PRECURSOR REMOVAL - Collected at the Treatment Plant								
Substance (with units)	Year Sampled	Compliance Achieved	MCLG	MCL	Range of % Removal Required	Range of % and Ratio Removal Achieved	Number of Quarters Out of Compliance	Typical Source
Total Organic Carbon (TOC)	2020	Yes	NA	TT ≥ 35% Removal	35% to 45%	45% to 66%	0	Naturally present in the environment.
Actual / Required TOC Removal (Ratio)	2020	Yes	NA	TT: Running Annual Average ≥ 1.0		1.29 to 1.89	0	Naturally present in the environment.

### PRIMARY REGULATED SUBSTANCES

TURBIDITY - Continuous Monitoring at the Treatment Plant							
Substance (with units)	Year Sampled	Compliance Achieved	MCLG	MCL	Highest Single Measurement and Lowest Monthly % of Samples ≤ 0.3 NTU	Sample Date of Highest and Lowest Compliance Result	Typical Source
Turbidity (NTU) <sup>2</sup>	2020	Yes	0	TT: Single result > 1 NTU	0.1	1/3/2020	Soil runoff.
	2020	Yes	NA	TT: At least 95% of samples ≤ 0.3 NTU	100%	NA	Soil runoff.

2 - 100% of the turbidity readings were below the treatment technique requirement of 0.3 NTU. Turbidity is a measure of the cloudiness of the water. We monitor turbidity because it is a good indicator of water quality. High turbidity can hinder the effectiveness of disinfectants.

OTHER REGULATED SUBSTANCES - Collected at the Treatment Plant							
Substance (with units)	Year Sampled	Compliance Achieved	MCLG	MCL/SMCL	Highest Compliance Result	Range Detected	Typical Source
Nitrate (ppm)	2020	Yes	10	10	0.99	ND to 0.99	Runoff from fertilizer use; industrial or domestic wastewater discharges; erosion of natural deposits.
Barium (ppm)	2020	Yes	2	2	0.1	ND to 0.1	Discharge of drilling wastes; discharge from metal refineries; erosion of natural deposits.
Copper (ppm)	2020	Yes	1.3	1.3	0.038	ND to 0.038	Plumbing fixtures & piping; erosion of natural deposits.
Lead (ppb)	2020	Yes	0	15	3	ND to 3	Plumbing fixtures & piping; erosion of natural deposits.
Alpha Emitters (pCi/L)	2020	Yes	0	15	5.72	3.91 to 5.72	Erosion of natural deposits.
Combined Radium 226/228 (pCi/L)	2020	Yes	0	5	1.63	ND to 1.63	Erosion of natural deposits.

### UNREGULATED PERFLUORINATED COMPOUNDS

Parameter	Units	Average Result	Range Detected	Typical Source
Perfluorooctanoic Acid (PFOA)	ppt	0.46	ND to 5.0	Used for its emulsifier and surfactant properties in or as fluoropolymers (such as Teflon), fire fighting foams, cleaners, cosmetics, lubricants, paints, polishes, adhesives and photographic films
Perfluorooctanesulfonic Acid (PFOS)	ppt	0.41	ND to 4.8	Manmade chemical; used in products for stain, grease, heat and water resistance

### Unregulated Contaminants Monitoring (UCMR4) 2019

Parameter	Units	Average Result	Range Detected	Typical Source
Manganese <sup>3</sup>	ppb	1.02	ND to 1.8	Naturally-occurring elemental metal; largely used in aluminum alloy production. Essential dietary element.
2-Methoxyethanol	ppb	0.24	ND to 0.47	Used as a solvent in varnishes, dyes, resins, airplane deicing solutions. It is also used in organometallic chemistry synthesis.

3 - Manganese is regulated as a secondary contaminant with a secondary maximum contaminant level of 50 ppb

# DEFINITION OF TERMS

**Action Level (AL):** The concentration of a contaminant which, if exceeded, triggers treatment or other requirements which a water system must follow.

**Maximum Contaminant Level (MCL):** The highest level of a contaminant that is allowed in drinking water. MCLs are set as close to the MCLGs as feasible using the best available treatment technology.

**Maximum Contaminant Level Goal (MCLG):** The level of a contaminant in drinking water below which there is no known or expected risk to health. MCLGs allow for a margin of safety.

**Maximum Residual Disinfectant Level (MRDL):** The highest level of a disinfectant allowed in drinking water. There is convincing evidence that the addition of a disinfectant is necessary for the control of microbial contaminants.

**Maximum Residual Disinfectant Level Goal (MRDLG):** The level of a drinking water disinfectant below which there is no known or expected risk to health. MRDLGs do not reflect the benefits of the use of disinfectants to control microbial contamination.

**n/a:** Not applicable.

**Not Detected (ND):** The contaminant was either not detected or was below the level which could be measured in a sample of water using the best available analysis techniques.

**Parts Per Billion (PPB):** One part per billion corresponds to one minute in 2000 years, or a single penny in \$10,000,000.

**Parts Per Million (PPM):** One part per million corresponds to one minute in 2 years, or a single penny in \$10,000.

**Picocurie (pCi/l):** A unit used to describe the level of activity of decay of a radioactive element.

**RUL:** Recommended Upper Limit

**Treatment Technique (TT):** A required process intended to reduce the level of a contaminant in drinking water.

## SOURCE WATER ASSESSMENT

The New Jersey Department of Environmental Protection (NJDEP) has completed and issued the Source Water Assessment Report and Summary for this public water system, Mt. Laurel MUA, and New Jersey American Water Company, which is available at [www.state.nj.us/dep/swap/](http://www.state.nj.us/dep/swap/) or by contacting the NJDEP, Bureau of Safe Drinking Water at 609-292-5550.

The source water assessment performed on our 11 sources determined the following:

Sources	Pathogens			Nutrients			Pesticides			Volatile Organic Compounds			Inorganics			Radionuclides			Radon			Disinfection Byproduct Precursors					
	H	M	L	H	M	L	H	M	L	H	M	L	H	M	L	H	M	L	H	M	L	H	M	L			
Wells - 11			11			11			11			11			10	1			10	1			11			10	1

- **Pathogens:** Disease-causing organisms such as bacteria and viruses. Common sources are animal and human fecal wastes.
- **Nutrients:** Compounds, minerals and elements that aid growth, that are both naturally occurring and man-made. Examples include nitrogen and phosphorus.
- **Pesticides:** Man-made chemicals used to control pests, weeds and fungus. Common sources include land application and manufacturing centers of pesticides. Examples include herbicides such as atrazine, and insecticides such as chlordane.
- **Volatile Organic Compounds:** Man-made chemicals used as solvents, degreasers, and gasoline components. Examples include benzene, methyl tertiary butyl ether (MTBE), and vinyl chloride.
- **Inorganics:** Mineral-based compounds that are both naturally occurring and man-made. Examples include arsenic, asbestos, copper, lead, and nitrate.
- **Radionuclides:** Radioactive substances that are both naturally occurring and man-made. Examples include radium and uranium.
- **Radon:** Colorless, odorless, cancer-causing gas that occurs naturally in the environment. For more information go to [http://www.nj.gov/dep/watersupply/dwc\\_quality.html](http://www.nj.gov/dep/watersupply/dwc_quality.html) or call (800) 648-0394.
- **Disinfection Byproduct Precursors:** A common source is naturally occurring organic matter in surface water. Disinfection byproducts are formed when the disinfectants (usually chlorine) used to kill pathogens reacts with dissolved organic material (for example leaves) present in surface water.

If a system is rated highly susceptible for a contamination category, it does not mean a customer is or will be consuming contaminated drinking water. The rating reflects the potential for contamination of source water, not the existence of contamination. Public water systems are required to monitor for regulated contaminants and to install treatment if any contaminants are detected at frequencies and concentrations above allowable levels.

NJDEP found the following potential contaminant sources within the source water assessment area for our sources: Underground Storage Tank Permits.

If you have questions regarding the source water assessment report or summary please contact the Bureau of Safe Drinking Water at [watersupply@dep.nj.gov](mailto:watersupply@dep.nj.gov) or 609-292-5550.



Like Us On  
Facebook

[facebook.com/eveshamwater](https://www.facebook.com/eveshamwater)



Follow Us  
On Twitter

[@eveshammua](https://twitter.com/eveshammua)

# Water and Sewer User Fee Rate Comparison

## Per quarter from most expensive to least expensive

WATER FEES		
Utility	Quarterly Fee	Rank
Palmyra Township	\$179.41	1
Delanco Township	\$179.41	1
Delran Township	\$179.41	1
Edgewater Park Township	\$179.41	1
Beverly City	\$179.41	1
Cinnaminson Township	\$179.41	1
Burlington City	\$168.30	7
Mt. Holly MUA - Outside Mt. Holly Township	\$159.45	8
Winslow Township & CCMUA	\$116.50	9
Willingboro MUA	\$113.67	10
Brick Township MUA	\$113.35	11
Bordentown City/Township	\$104.03	12
Maple Shade Township	\$100.90	13
Monroe MUA (Gloucester County)	\$96.30	14
Pemberton Township	\$91.00	15
Borough of Berlin & CCMUA	\$90.90	16
Borough of Tuckerton	\$89.10	17
Mantua MUA	\$88.00	18
Mount Laurel MUA	\$83.07	19
Moorestown Township	\$76.00	20
Hamilton Township MUA	\$75.75	21
Medford Township	\$70.50	22
<b>Evesham MUA</b>	<b>\$68.70</b>	<b>23</b>
Hackettstown MUA	\$63.37	24
Monroe Township (Middlesex County)	\$47.54	25
Freehold Township	\$47.05	26
Washington Township MUA (Gloucester County)	\$41.80	27

SEWER FEES		
Utility	Quarterly Fee	Rank
Mt. Holly MUA - Outside Mt. Holly Township	\$194.22	1
Winslow Township & CCMUA	\$190.00	2
Borough of Tuckerton	\$160.92	3
Maple Shade Township	\$156.90	4
Borough of Berlin & CCMUA	\$153.00	5
Bordentown City/Township	\$152.20	6
Brick Township MUA	\$146.58	7
Delanco Township	\$146.00	8
Freehold Township	\$143.75	9
Delran Township	\$142.75	10
Medford Township	\$141.48	11
Mount Laurel MUA	\$137.94	12
Moorestown Township	\$133.00	13
Beverly City	\$123.00	14
Monroe MUA (Gloucester County)	\$122.91	15
Burlington City	\$116.10	16
Cinnaminson Township	\$112.80	17
<b>Evesham MUA</b>	<b>\$112.00</b>	<b>18</b>
Monroe Township (Middlesex County)	\$106.75	19
Edgewater Park Township	\$105.00	20
Washington Township MUA (Gloucester County)	\$104.40	21
Willingboro MUA	\$93.97	22
Mantua MUA	\$92.00	23
Pemberton Township	\$90.00	24
Palmyra Township	\$87.50	25
Hamilton Township MUA	\$77.25	26
Hackettstown MUA	\$68.67	27

COMBINED QUARTERLY WATER & SEWER FEES		
Utility	Combined Fees	Rank
Mt. Holly MUA - Outside Mt. Holly Township	\$353.67	1
Delanco Township	\$325.41	2
Delran Township	\$322.16	3
Winslow Township & CCMUA	\$306.50	4
Beverly City	\$302.41	5
Cinnaminson Township	\$292.21	6
Edgewater Park Township	\$284.41	7
Burlington City	\$284.40	8
Palmyra Township	\$266.91	9
Brick Township MUA	\$259.93	10
Maple Shade Township	\$257.80	11
Bordentown City/Township	\$256.23	12
Borough of Tuckerton	\$250.02	13
Borough of Berlin & CCMUA	\$243.90	14
Monroe MUA (Gloucester County)	\$219.21	15
Medford Township	\$211.98	16
Moorestown Township	\$209.00	17
Mount Laurel MUA	\$208.44	18
Willingboro MUA	\$207.64	19
Freehold Township	\$190.80	20
Pemberton Township	\$181.00	21
<b>Evesham MUA</b>	<b>\$180.70</b>	<b>22</b>
Mantua MUA	\$180.00	23
Monroe Township (Middlesex County)	\$154.29	24
Hamilton Township MUA	\$153.00	25
Washington Township MUA (Gloucester County)	\$146.20	26
Hackettstown MUA	\$132.04	27

1. Quarterly fees based on 18,000 gallons usage per single family home.
2. NJ American Water Company water franchise area includes Beverly, Cinnaminson, Delanco, Delran, Mount Holly, Palmyra and Riverside.
3. NJ American Water Company sewer rate based an average of fees charged multiple customers.

## Where Does My Water Come From?








The Evesham Municipal Utilities Authority (EMUA) water supply is a blend composed of groundwater and treated surface water. The primary sources for the groundwater supply in Evesham are eleven wells that draw their water from the Potomac-Raritan-Magothy (PRM) and the Wenonah Mt. Laurel aquifers. The wells range in depth from 300 to 623 feet. Although the State strictly regulates the water being pumped from the PRM aquifer, it is depleting at a faster rate than it can be recharged naturally. In 1996, the EMUA water allocation was reduced by 22%. To supplement its water supply, the EMUA purchases drinking water from Mt. Laurel Township Municipal Utilities Authority (MLTMUA) and New Jersey American Water Company (NJAWC). The MLTMUA pumps water from three wells within the PRM to their two water treatment plants, while NJAWC water comes from the Delaware River and from groundwater wells. This is why we ask for your cooperation in conserving water year round.

Water restrictions are in effect from May 1 through September 30 of each year. The odd/even watering system does not depend upon your house address. If you live on the North (Wal-Mart) side of Route 70, you may water on ODD Days. If you live on the South (Produce Junction) side of Route 70, you may water on EVEN days. Limited hours are also in effect on your assigned day. You may water from midnight to 8:00 a.m. and from 6:00 p.m. until midnight. No one can water from 8:00 a.m. to 6:00 p.m. on any day.

## EDUCATIONAL INFORMATION

The sources of drinking water (both tap water and bottled water) include rivers, lakes, streams, ponds, reservoirs, springs, and wells. As water travels over the surface of the land or through the ground, it dissolves naturally-occurring minerals and, in some cases, radioactive material, and can pick up substances resulting from the presence of animals or from human activity.

Contaminants that may be present in source water include:

-  Microbial contaminants, such as viruses and bacteria, which may come from sewage treatment plants, septic systems, agricultural livestock operations, and wildlife.
-  Inorganic contaminants, such as salts and metals, which can be naturally-occurring or result from urban stormwater runoff, industrial or domestic wastewater discharges, oil and gas production, mining or farming.
-  Pesticides and herbicides, which may come from a variety of sources such as agriculture, urban stormwater runoff, and residential uses.
-  Organic chemical contaminants, including synthetic and volatile organic chemicals, which are byproducts of industrial processes and petroleum production, and can also come from gas stations, urban stormwater runoff, and septic systems.
-  Radioactive contaminants, which can be naturally-occurring or be the result of oil and gas production and mining activities.

In order to ensure that tap water is safe to drink, EPA prescribes regulations which limit the amount of certain contaminants in water provided by public water systems. Food and Drug Administration regulations establish limits for contaminants in bottled water which must provide the same protection for public health.

Drinking water, including bottled water, may reasonably be expected to contain at least small amounts of some contaminants. The presence of contaminants does not necessarily indicate that water poses a health risk. More information about contaminants and potential health effects can be obtained by calling the EPA's Safe Drinking Water hotline (1-800-426-4791).

## Preventing Backups

Help maintain a healthy sewer system in our community

The EMUA is committed to providing the highest quality drinking water and wastewater disposal services no matter the situation. Flushing the wrong stuff down a toilet or drain can lead to costly home plumbing repairs and sewer backups. It is imperative that we make an effort to limit these types of blockages and system disruptions. Toilet paper is flushable, but other products like paper towels, tissues, and wipes (even labeled as "flushable") are not and can cause system blockages.

**PLEASE make sure you put these items in the trash and DO NOT FLUSH them down the toilet!**

**DO NOT FLUSH:**

- Wet wipes
- Baby wipes
- Anti-bacterial wipes
- Disinfectant wipes
- Paper towels



**YOU CAN HELP**

Do your part to prevent costly and time consuming equipment blockages or breakdowns and aid in preventing sewer backups.



### THE "FLUSHABLE" WIPES MYTH

- Flushable wipes are often marketed as an alternative to toilet paper and claim to be "flushable" and "sewer safe."
- These wipes **DO NOT** break down when flushed in both private household plumbing and the public sewer system.
- Serious blockages resulting in sewer backups may occur.
- Disposable wipes, even those labeled "flushable," should be disposed of in the trash, not flushed down the toilet.



## 6 SIMPLE STEPS TO SAVE WATER...BECAUSE REMEMBER, EVERY DROP COUNTS

Due to much lower than normal rainfall, New Jersey's water supply is dwindling. You can do your part to help avoid a drought emergency by taking these six simple steps to save water.



Don't let faucets run when brushing your teeth, shaving, or washing the dishes. Just turning off the water while you brush can save 200 gallons a month.

**1**



Run washing machines and dishwashers only when they are full, or select the properly sized wash cycle for the current laundry load.

**2**



Install water-saving showerheads and faucet aerators in the bathroom and kitchen (available at most home improvement stores and some supermarkets.)

**3**



Fix any leaking faucets –one drop every 2 seconds from a leaky faucet wastes 2 gallons of water every day – that's water – and money – down the drain.

**4**



Don't wash your car at home – a car wash uses much less water and recycles it, too.

**5**



With the end of the growing season, be sure to turn off automatic lawn and garden sprinkler systems.

**6**

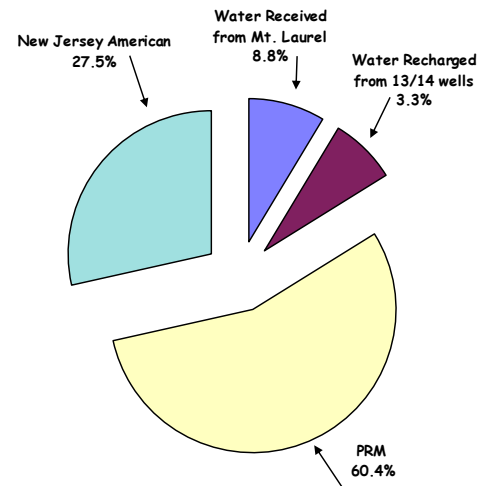


For more detailed information on how you can conserve water in and outside your home, visit [njdrought.org](http://njdrought.org).  
Remember...every drop counts.



For additional information contact:  
NJDEP Bureau of Safe Drinking Water  
609-292-5550  
[www.state.nj.us/dep/watersupply](http://www.state.nj.us/dep/watersupply)  
EPA Safe Drinking Water Hotline  
800-426-4791  
[www.epa.gov/safewater](http://www.epa.gov/safewater)

### 2020 Water Supply Summary Water Supply Demand 1379 MG



## We Rely on Clean Water to Protect Our Health, Environment and Quality of Life

Much of our water infrastructure — the systems that treat, distribute, collect and clean water — was built nearly 60 years ago. Significant investments are critical to keep pace with growing needs and environmental challenges. Protect your community by supporting initiatives to invest in our water and wastewater systems. Together, we can keep our lifeline flowing.

"The nation's drinking water utilities need \$472.6 billion in infrastructure investments over the next 20 years... The \$472.6 billion represents the need associated with hundreds of thousands of miles of pipe, thousands of treatment plant and source water projects, and billions of gallons of storage (based on survey responses). Investments in water systems not only provide assurances of continued delivery of safe drinking water to American homes, schools, and places of business, they are key to local economies across the United States."

—U.S. Environmental Protection Agency, Drinking Water Infrastructure Needs Survey and Assessment Sixth Report to Congress (March 2018)

[https://www.epa.gov/sites/production/files/2018-10/documents/corrected\\_sixth\\_drinking\\_water\\_infrastructure\\_needs\\_survey\\_and\\_assessment.pdf](https://www.epa.gov/sites/production/files/2018-10/documents/corrected_sixth_drinking_water_infrastructure_needs_survey_and_assessment.pdf)